

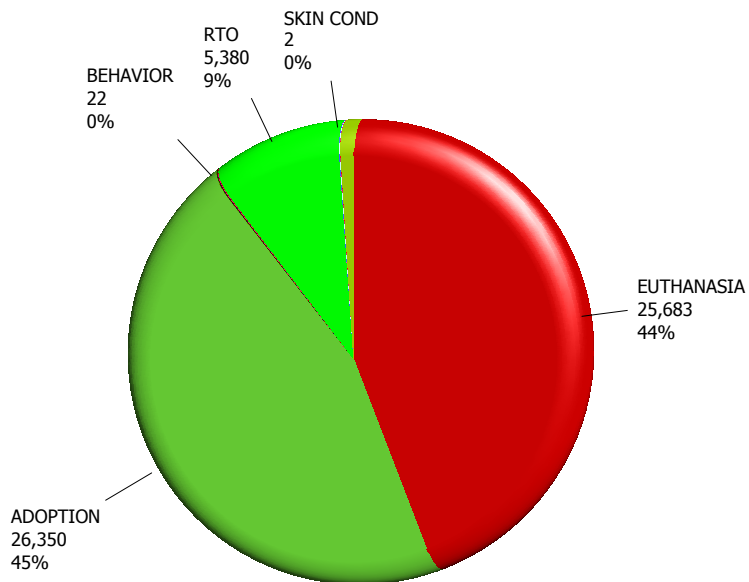
# Table of Contents

|    |                                             |    |
|----|---------------------------------------------|----|
| 1  | Fiscal Year: 2015-2016 - Animal Care Center | 2  |
| 2  | Fiscal Year: 2014-2015 - Animal Care Center | 3  |
| 3  | Fiscal Year: 2013-2014 - Animal Care Center | 5  |
| 4  | Fiscal Year: 2012-2013 - Animal Care Center | 7  |
| 5  | Fiscal Year: 2011-2012 - Animal Care Center | 9  |
| 6  | Fiscal Year: 2015-2016 - Agoura             | 11 |
| 7  | Fiscal Year: 2015-2016 - Baldwin Park       | 12 |
| 8  | Fiscal Year: 2015-2016 - Carson             | 13 |
| 9  | Fiscal Year: 2015-2016 - Castaic            | 14 |
| 10 | Fiscal Year: 2015-2016 - Downey             | 15 |
| 11 | Fiscal Year: 2015-2016 - Lancaster          | 16 |
| 12 | Fiscal Year: 2014-2015 - Agoura             | 17 |
| 13 | Fiscal Year: 2014-2015 - Baldwin Park       | 18 |
| 14 | Fiscal Year: 2014-2015 - Carson             | 19 |
| 15 | Fiscal Year: 2014-2015 - Castaic            | 20 |
| 16 | Fiscal Year: 2014-2015 - Downey             | 21 |
| 17 | Fiscal Year: 2014-2015 - Lancaster          | 22 |
| 18 | Fiscal Year: 2013-2014 - Agoura             | 24 |
| 19 | Fiscal Year: 2013-2014 - Baldwin Park       | 25 |
| 20 | Fiscal Year: 2013-2014 - Carson             | 26 |
| 21 | Fiscal Year: 2013-2014 - Castaic            | 27 |
| 22 | Fiscal Year: 2013-2014 - Downey             | 28 |
| 23 | Fiscal Year: 2013-2014 - Lancaster          | 29 |
| 24 | Fiscal Year: 2012-2013 - Agoura             | 30 |
| 25 | Fiscal Year: 2012-2013 - Baldwin Park       | 31 |
| 26 | Fiscal Year: 2012-2013 - Carson             | 32 |
| 27 | Fiscal Year: 2012-2013 - Castaic            | 33 |
| 28 | Fiscal Year: 2012-2013 - Downey             | 34 |
| 29 | Fiscal Year: 2012-2013 - Lancaster          | 35 |
| 30 | Fiscal Year: 2011-2012 - Agoura             | 36 |
| 31 | Fiscal Year: 2011-2012 - Baldwin Park       | 37 |
| 32 | Fiscal Year: 2011-2012 - Carson             | 38 |
| 33 | Fiscal Year: 2011-2012 - Castaic            | 39 |
| 34 | Fiscal Year: 2011-2012 - Downey             | 40 |
| 35 | Fiscal Year: 2011-2012 - Lancaster          | 41 |

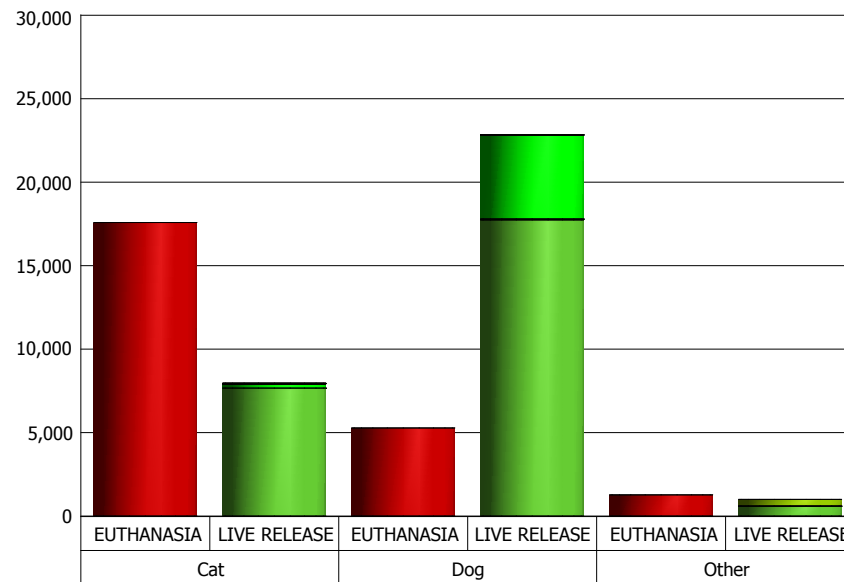
# County of Los Angeles Animal Care and Control Animal Live Release and Euthanasia Rates

Fiscal Year: 2015-2016 - Animal Care Center

[Return to the Table of Contents](#)



- EUTHANASIA
- ADOPTION
- BEHAVIOR
- DEAD
- DISTEMPER
- EXCHANGE
- FERAL
- INJURED
- OTHER MED
- PARVO
- RTO
- SKIN COND
- SPACE
- TIME
- TOO YOUNG
- UPPER RESP
- UTK
- WILDLIFE

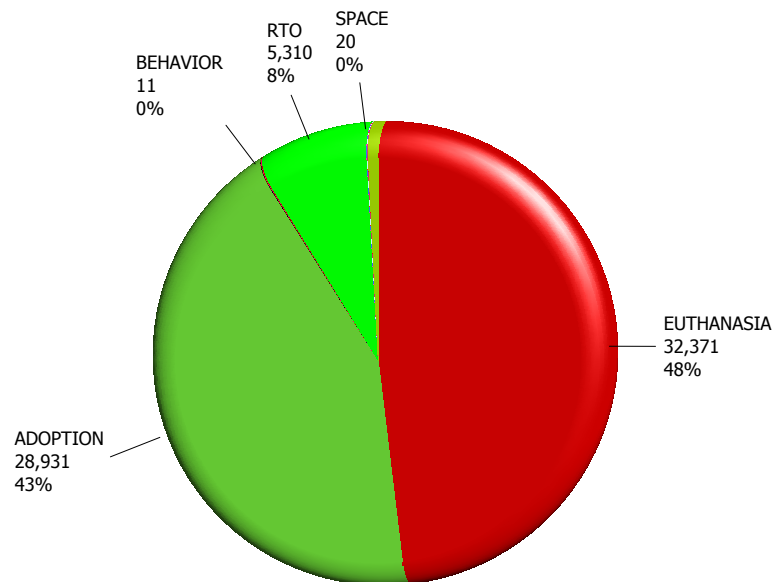


|            | Cat           | Dog           | Other        |
|------------|---------------|---------------|--------------|
| EUTHANASIA | 17,584        | 5,278         | 1,271        |
| ADOPTION   | 7,642         | 17,750        | 575          |
| BEHAVIOR   | 2             | 20            | 0            |
| EXCHANGE   | 11            | 21            | 0            |
| FERAL      | 9             | 0             | 2            |
| INJURED    | 1             | 4             | 2            |
| OTHER MED  | 1             | 6             | 0            |
| RTO        | 259           | 5,014         | 22           |
| SKIN COND  | 0             | 2             | 0            |
| SPACE      | 0             | 16            | 3            |
| TOO YOUNG  | 16            | 0             | 8            |
| UPPER RESP | 8             | 3             | 0            |
| UTK        | 0             | 3             | 0            |
| WILDLIFE   | 0             | 3             | 386          |
|            | <b>25,533</b> | <b>28,120</b> | <b>2,269</b> |

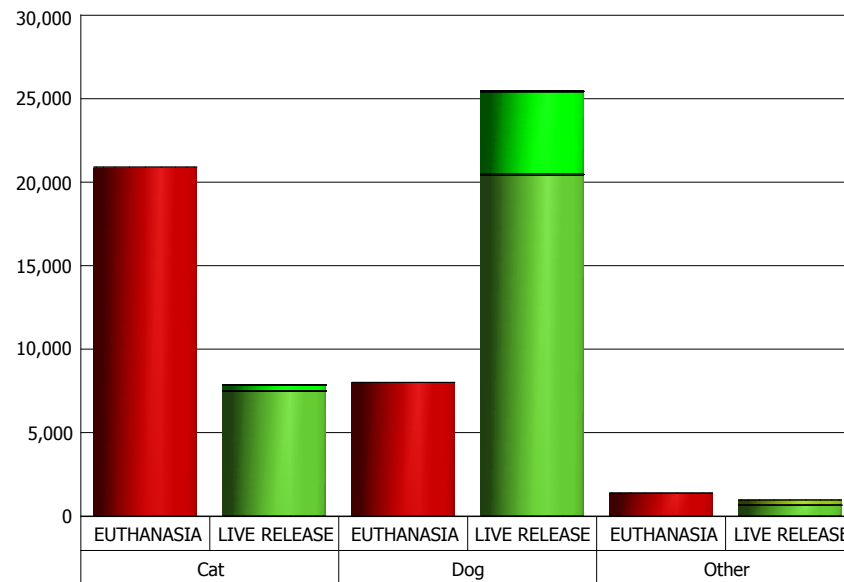
# County of Los Angeles Animal Care and Control Animal Live Release and Euthanasia Rates

Fiscal Year: 2014-2015 - Animal Care Center

[Return to the Table of Contents](#)



- EUTHANASIA
- ADOPTION
- BEHAVIOR
- DEAD
- DISTEMPER
- EXCHANGE
- FERAL
- INJURED
- OTHER MED
- PARVO
- RTO
- SKIN COND
- SPACE
- TIME
- TOO YOUNG
- UPPER RESP
- UTK
- WILDLIFE



|            | Cat    | Dog    | Other |
|------------|--------|--------|-------|
| EUTHANASIA | 20,903 | 8,007  | 1,382 |
| ADOPTION   | 7,485  | 20,441 | 640   |
| BEHAVIOR   | 1      | 10     | 0     |
| DEAD       | 0      | 1      | 1     |
| EXCHANGE   | 10     | 18     | 0     |
| FERAL      | 6      | 0      | 0     |
| INJURED    | 1      | 5      | 2     |
| OTHER MED  | 6      | 14     | 2     |
| RTO        | 328    | 4,932  | 20    |
| SKIN COND  | 0      | 4      | 0     |
| SPACE      | 5      | 11     | 2     |
| TIME       | 1      | 1      | 0     |
| TOO YOUNG  | 16     | 0      | 4     |
| UPPER RESP | 12     | 13     | 0     |
| UTK        | 0      | 2      | 0     |

# County of Los Angeles Animal Care and Control Animal Live Release and Euthanasia Rates

Fiscal Year: 2014-2015 - Animal Care Center

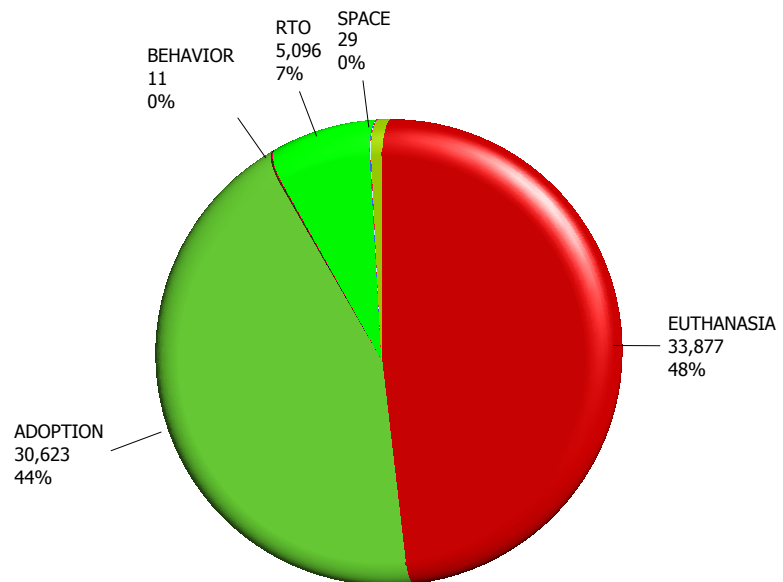
[Return to the Table of Contents](#)

|          | Cat    | Dog    | Other |
|----------|--------|--------|-------|
| WILDLIFE | 1      | 0      | 294   |
|          | 28,775 | 33,459 | 2,347 |

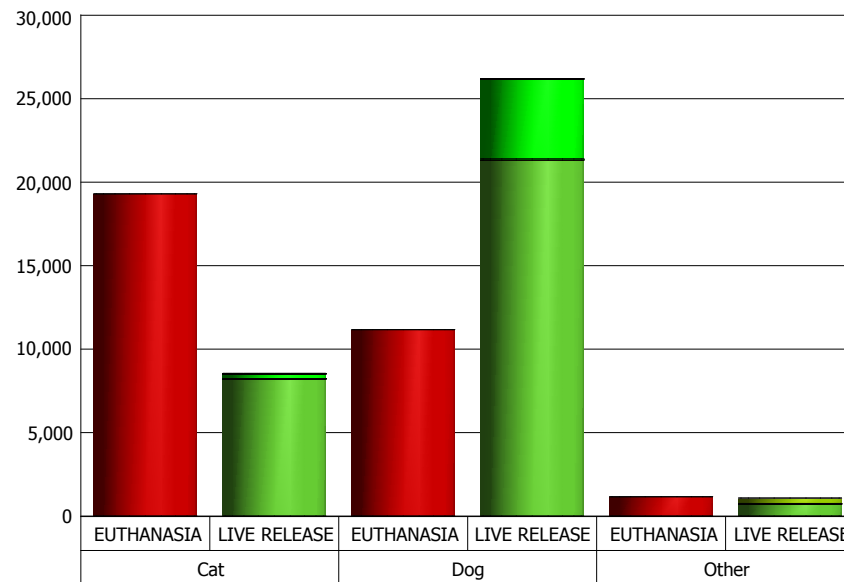
# County of Los Angeles Animal Care and Control Animal Live Release and Euthanasia Rates

Fiscal Year: 2013-2014 - Animal Care Center

[Return to the Table of Contents](#)



- EUTHANASIA
- ADOPTION
- BEHAVIOR
- DEAD
- DISTEMPER
- EXCHANGE
- FERAL
- INJURED
- OTHER MED
- PARVO
- RTO
- SKIN COND
- SPACE
- TIME
- TOO YOUNG
- UPPER RESP
- UTK
- WILDLIFE



|            | Cat    | Dog    | Other |
|------------|--------|--------|-------|
| EUTHANASIA | 19,302 | 11,167 | 1,158 |
| ADOPTION   | 8,207  | 21,320 | 723   |
| BEHAVIOR   | 3      | 8      | 0     |
| DEAD       | 1      | 0      | 0     |
| EXCHANGE   | 23     | 51     | 0     |
| FERAL      | 2      | 0      | 3     |
| INJURED    | 0      | 3      | 3     |
| OTHER MED  | 4      | 7      | 1     |
| RTO        | 269    | 4,771  | 23    |
| SPACE      | 4      | 17     | 1     |
| TIME       | 0      | 6      | 0     |
| TOO YOUNG  | 21     | 2      | 0     |
| UPPER RESP | 7      | 12     | 0     |
| UTK        | 0      | 4      | 0     |
| WILDLIFE   | 1      | 2      | 324   |

# County of Los Angeles Animal Care and Control Animal Live Release and Euthanasia Rates

Fiscal Year: 2013-2014 - Animal Care Center

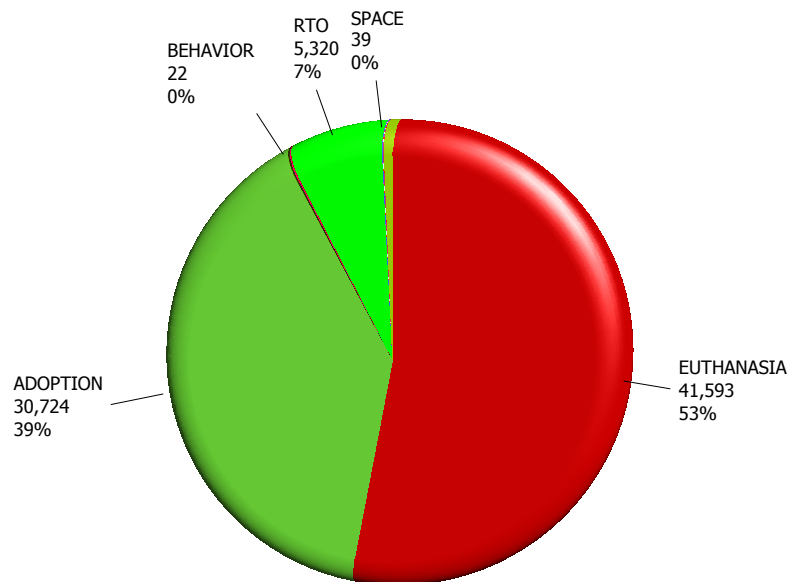
[Return to the Table of Contents](#)

|  | Cat    | Dog    | Other |
|--|--------|--------|-------|
|  | 27,844 | 37,370 | 2,236 |

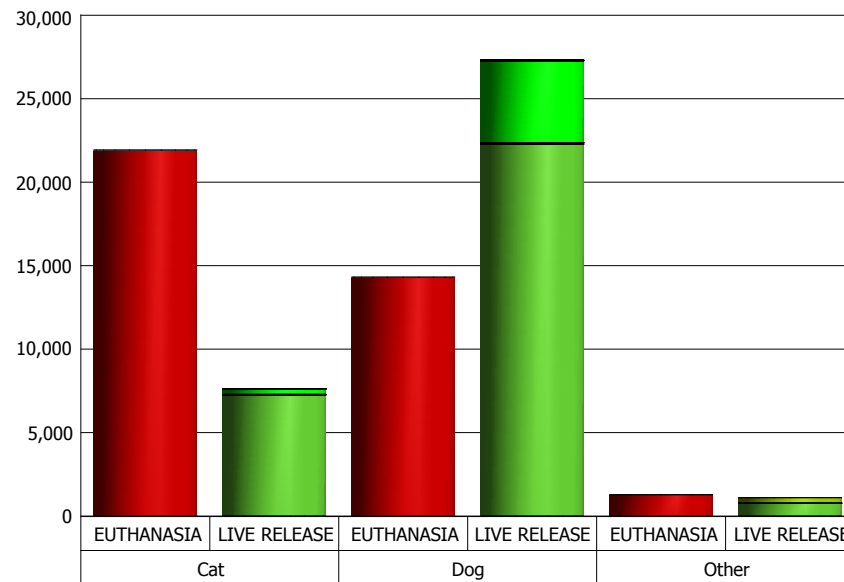
# County of Los Angeles Animal Care and Control Animal Live Release and Euthanasia Rates

Fiscal Year: 2012-2013 - Animal Care Center

[Return to the Table of Contents](#)



- EUTHANASIA
- ADOPTION
- BEHAVIOR
- DEAD
- DISTEMPER
- EXCHANGE
- FERAL
- INJURED
- OTHER MED
- PARVO
- RTO
- SKIN COND
- SPACE
- TIME
- TOO YOUNG
- UPPER RESP
- UTK
- WILDLIFE



|            | Cat    | Dog    | Other |
|------------|--------|--------|-------|
| EUTHANASIA | 21,924 | 14,311 | 1,279 |
| ADOPTION   | 7,253  | 22,275 | 756   |
| BEHAVIOR   | 4      | 17     | 0     |
| EXCHANGE   | 23     | 62     | 0     |
| FERAL      | 8      | 0      | 1     |
| INJURED    | 1      | 3      | 2     |
| OTHER MED  | 8      | 14     | 3     |
| RTO        | 303    | 4,896  | 23    |
| SKIN COND  | 0      | 2      | 0     |
| SPACE      | 12     | 17     | 1     |
| TIME       | 1      | 4      | 3     |
| TOO YOUNG  | 11     | 0      | 4     |
| UPPER RESP | 17     | 20     | 0     |
| UTK        | 0      | 3      | 1     |
| WILDLIFE   | 0      | 1      | 308   |

# County of Los Angeles Animal Care and Control Animal Live Release and Euthanasia Rates

Fiscal Year: 2012-2013 - Animal Care Center

[Return to the Table of Contents](#)

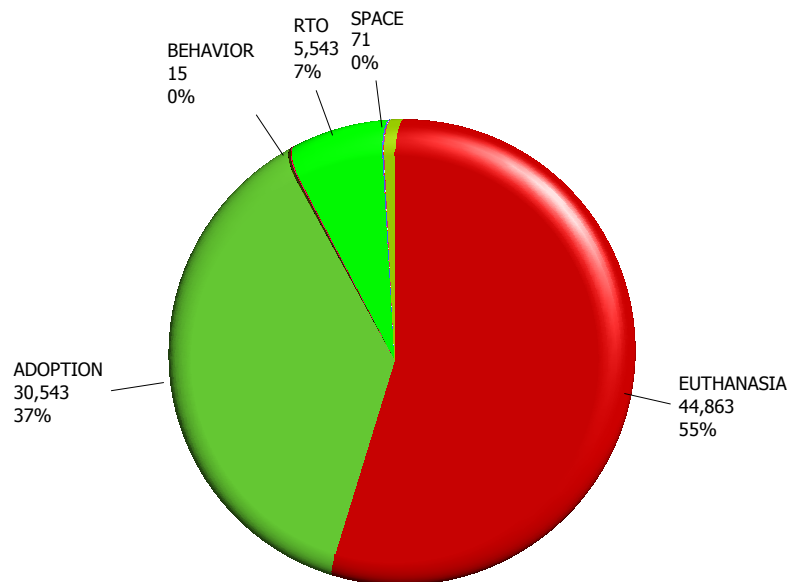
|  | Cat    | Dog    | Other |
|--|--------|--------|-------|
|  | 29,565 | 41,625 | 2,381 |



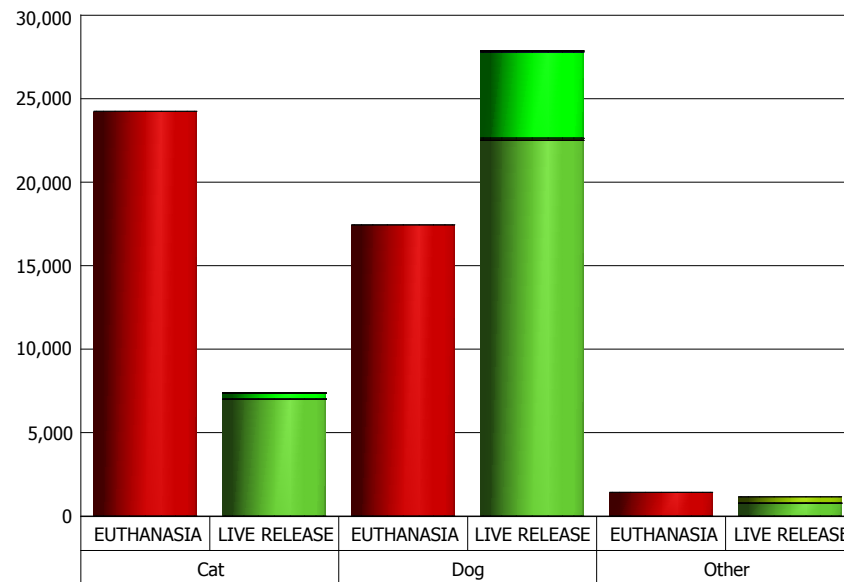
# County of Los Angeles Animal Care and Control Animal Live Release and Euthanasia Rates

Fiscal Year: 2011-2012 - Animal Care Center

[Return to the Table of Contents](#)



- EUTHANASIA
- ADOPTION
- BEHAVIOR
- DEAD
- DISTEMPER
- EXCHANGE
- FERAL
- INJURED
- OTHER MED
- PARVO
- RTO
- SKIN COND
- SPACE
- TIME
- TOO YOUNG
- UPPER RESP
- UTK
- WILDLIFE



|            | Cat    | Dog    | Other |
|------------|--------|--------|-------|
| EUTHANASIA | 24,246 | 17,444 | 1,420 |
| ADOPTION   | 6,983  | 22,502 | 766   |
| BEHAVIOR   | 5      | 7      | 3     |
| DEAD       | 0      | 4      | 0     |
| EXCHANGE   | 29     | 111    | 1     |
| FERAL      | 1      | 0      | 2     |
| INJURED    | 2      | 4      | 2     |
| OTHER MED  | 1      | 16     | 0     |
| RTO        | 326    | 5,149  | 14    |
| SKIN COND  | 3      | 1      | 0     |
| SPACE      | 17     | 47     | 2     |
| TIME       | 2      | 4      | 0     |
| TOO YOUNG  | 2      | 1      | 0     |
| UPPER RESP | 11     | 24     | 0     |
| UTK        | 0      | 1      | 0     |

# County of Los Angeles Animal Care and Control Animal Live Release and Euthanasia Rates

Fiscal Year: 2011-2012 - Animal Care Center

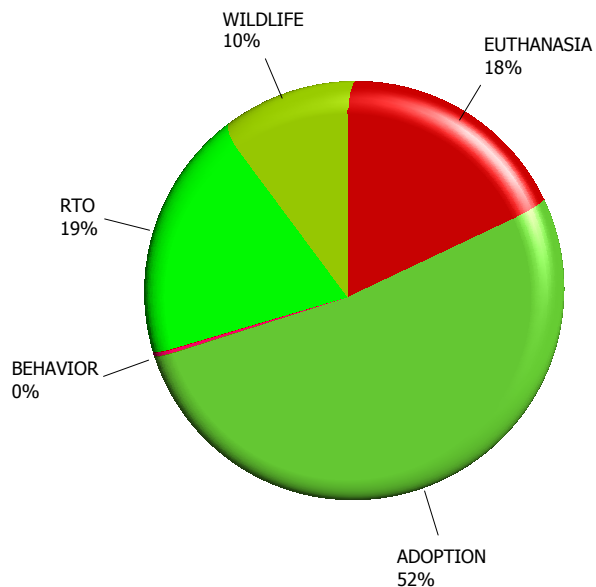
[Return to the Table of Contents](#)

|          | Cat           | Dog           | Other        |
|----------|---------------|---------------|--------------|
| WILDLIFE | 0             | 0             | 364          |
|          | <b>31,628</b> | <b>45,315</b> | <b>2,574</b> |

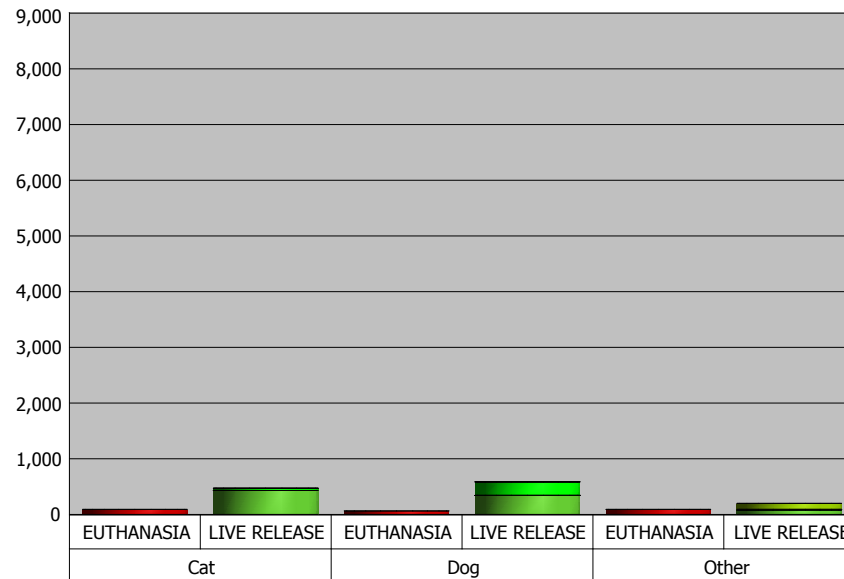
# County of Los Angeles Animal Care and Control Animal Live Release and Euthanasia Rates

## Fiscal Year: 2015-2016 - Agoura

[Return to the Table of Contents](#)



- EUTHANASIA
- ADOPTION
- BEHAVIOR
- DEAD
- DISTEMPER
- EXCHANGE
- FERAL
- INJURED
- OTHER MED
- PARVO
- RTO
- SKIN COND
- SPACE
- TIME
- TOO YOUNG
- UPPER RESP
- UTK
- WILDLIFE

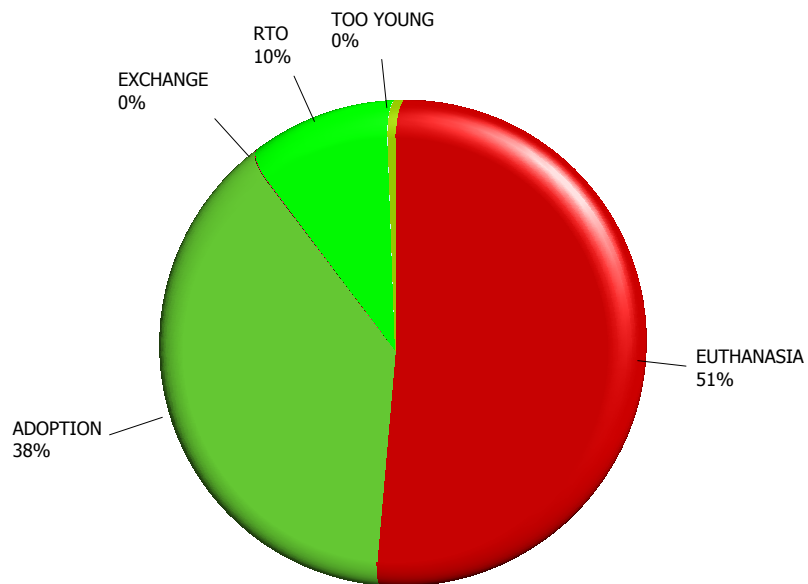


|            | Cat        | Dog        | Other      |
|------------|------------|------------|------------|
| EUTHANASIA | 91         | 63         | 91         |
| ADOPTION   | 431        | 342        | 86         |
| BEHAVIOR   | 0          | 1          | 0          |
| INJURED    | 0          | 0          | 1          |
| OTHER MED  | 0          | 1          | 0          |
| RTO        | 38         | 241        | 5          |
| WILDLIFE   | 0          | 1          | 107        |
|            | <b>560</b> | <b>649</b> | <b>290</b> |

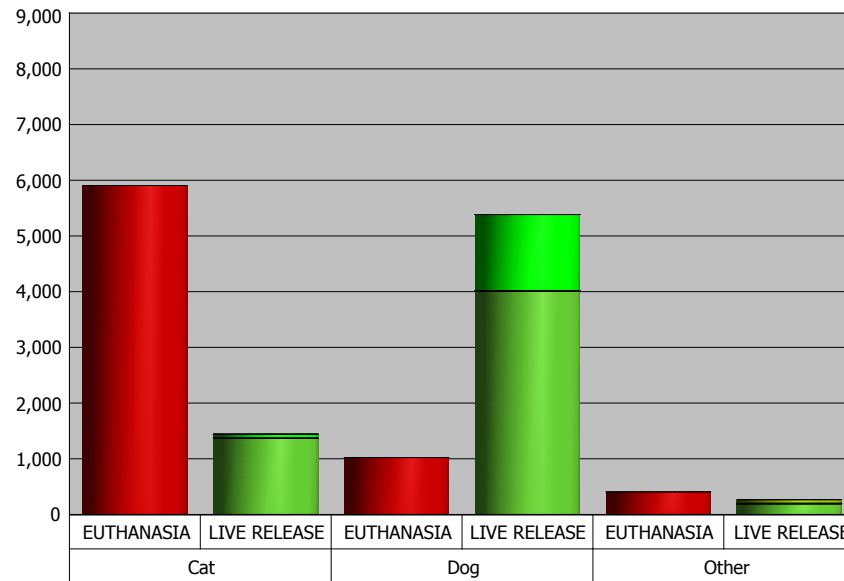
# County of Los Angeles Animal Care and Control Animal Live Release and Euthanasia Rates

Fiscal Year: 2015-2016 - Baldwin Park

[Return to the Table of Contents](#)



- EUTHANASIA
- ADOPTION
- BEHAVIOR
- DEAD
- DISTEMPER
- EXCHANGE
- FERAL
- INJURED
- OTHER MED
- PARVO
- RTO
- SKIN COND
- SPACE
- TIME
- TOO YOUNG
- UPPER RESP
- UTK
- WILDLIFE

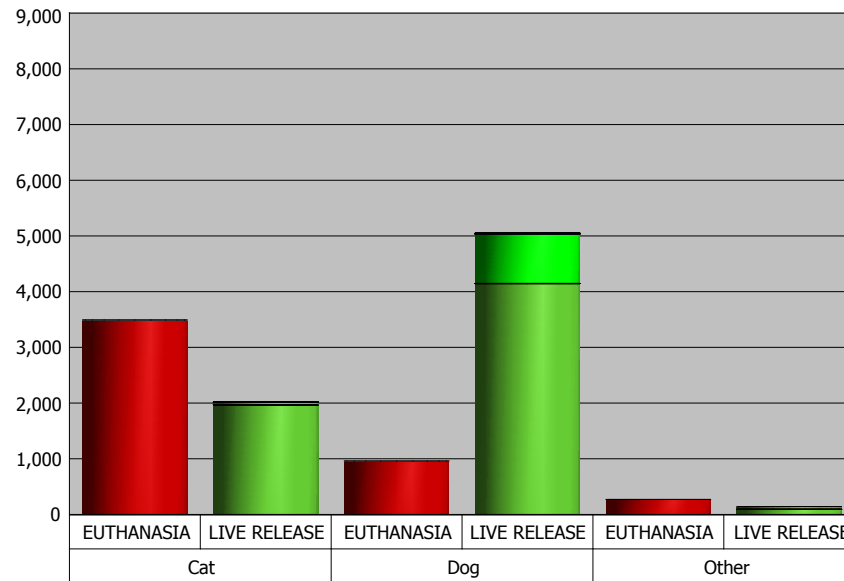
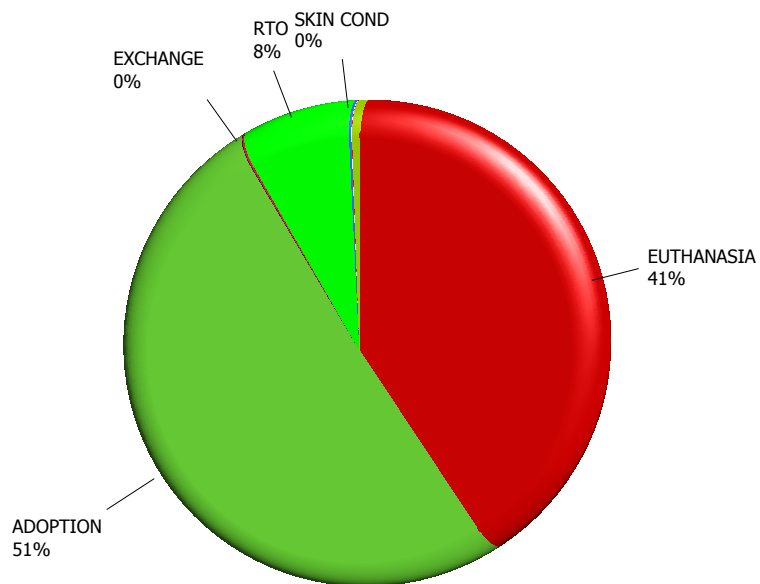


|            | Cat          | Dog          | Other      |
|------------|--------------|--------------|------------|
| EUTHANASIA | 5,906        | 1,022        | 406        |
| ADOPTION   | 1,374        | 4,013        | 195        |
| EXCHANGE   | 1            | 5            | 0          |
| INJURED    | 0            | 3            | 0          |
| RTO        | 63           | 1,364        | 4          |
| TOO YOUNG  | 0            | 0            | 2          |
| WILDLIFE   | 0            | 0            | 64         |
|            | <b>7,344</b> | <b>6,407</b> | <b>671</b> |

# County of Los Angeles Animal Care and Control Animal Live Release and Euthanasia Rates

## Fiscal Year: 2015-2016 - Carson

[Return to the Table of Contents](#)

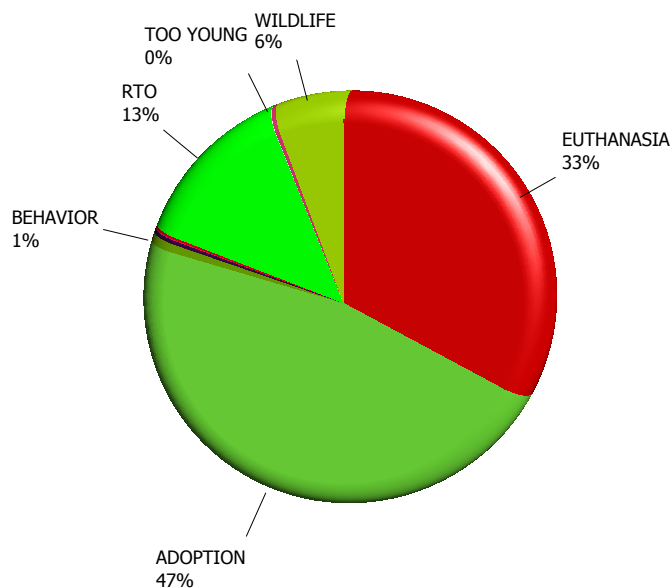


|            | Cat          | Dog          | Other      |
|------------|--------------|--------------|------------|
| EUTHANASIA | 3,491        | 959          | 270        |
| ADOPTION   | 1,966        | 4,144        | 91         |
| EXCHANGE   | 3            | 3            | 0          |
| FERAL      | 1            | 0            | 0          |
| INJURED    | 1            | 1            | 1          |
| RTO        | 43           | 882          | 1          |
| SKIN COND  | 0            | 1            | 0          |
| SPACE      | 0            | 16           | 3          |
| TOO YOUNG  | 0            | 0            | 3          |
| UPPER RESP | 1            | 0            | 0          |
| UTK        | 0            | 2            | 0          |
| WILDLIFE   | 0            | 0            | 42         |
|            | <b>5,506</b> | <b>6,008</b> | <b>411</b> |

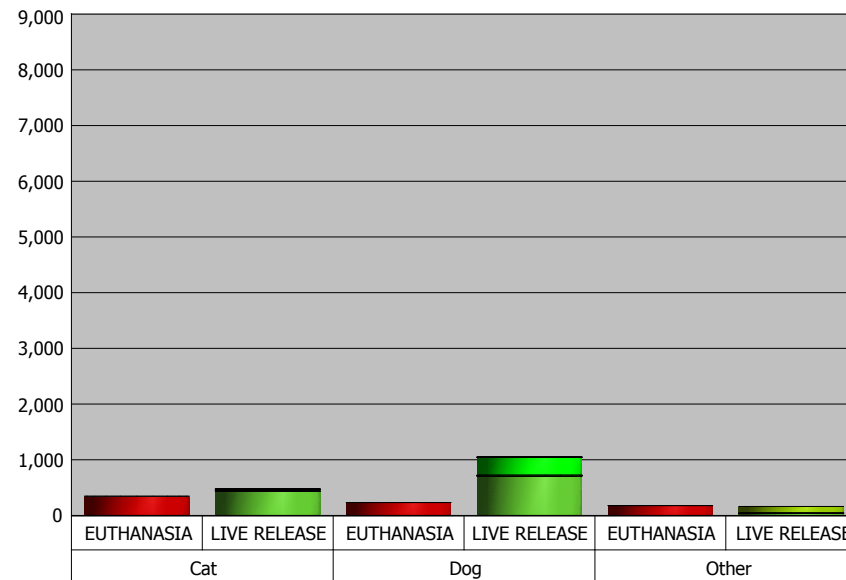
# County of Los Angeles Animal Care and Control Animal Live Release and Euthanasia Rates

Fiscal Year: 2015-2016 - Castaic

[Return to the Table of Contents](#)



- EUTHANASIA
- ADOPTION
- BEHAVIOR
- DEAD
- DISTEMPER
- EXCHANGE
- FERAL
- INJURED
- OTHER MED
- PARVO
- RTO
- SKIN COND
- SPACE
- TIME
- TOO YOUNG
- UPPER RESP
- UTK
- WILDLIFE

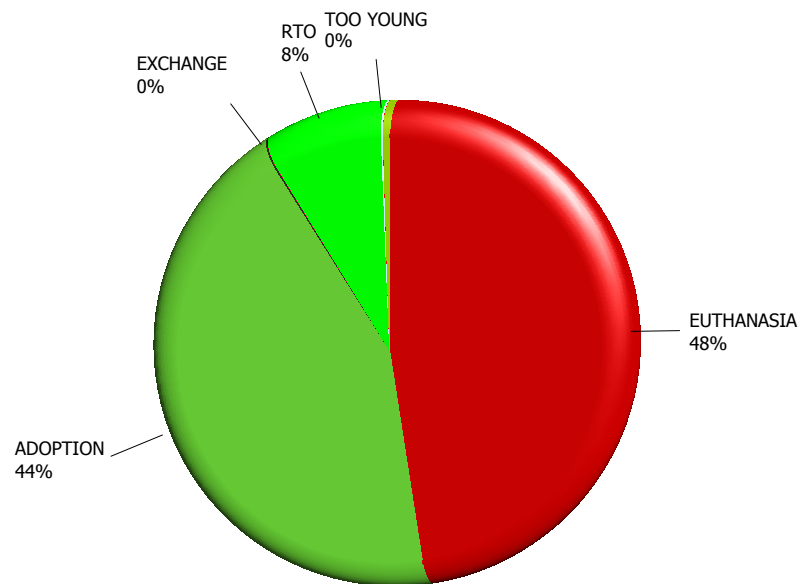


|            | Cat        | Dog          | Other      |
|------------|------------|--------------|------------|
| EUTHANASIA | 345        | 232          | 177        |
| ADOPTION   | 437        | 702          | 44         |
| BEHAVIOR   | 2          | 17           | 0          |
| EXCHANGE   | 0          | 1            | 0          |
| FERAL      | 8          | 0            | 0          |
| OTHER MED  | 1          | 4            | 0          |
| RTO        | 19         | 321          | 3          |
| TOO YOUNG  | 0          | 0            | 1          |
| UPPER RESP | 7          | 2            | 0          |
| WILDLIFE   | 0          | 2            | 113        |
|            | <b>819</b> | <b>1,281</b> | <b>338</b> |

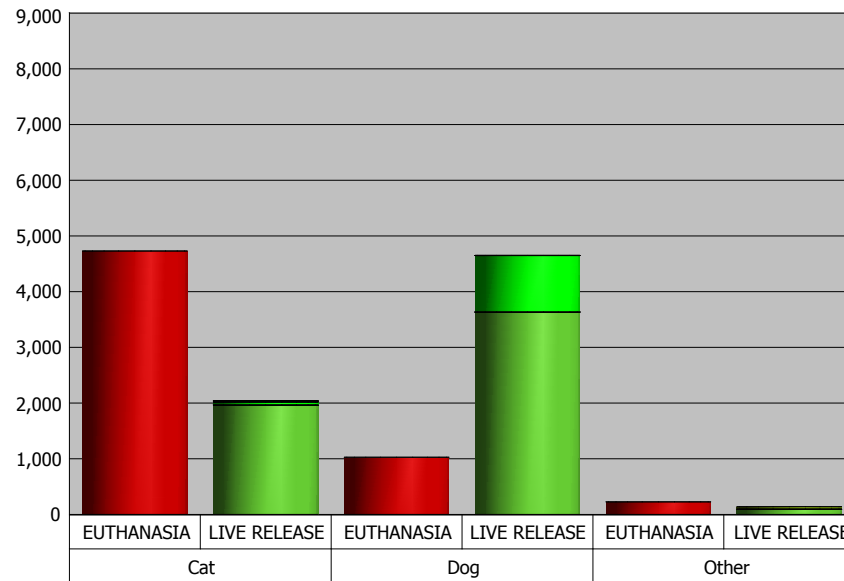
# County of Los Angeles Animal Care and Control Animal Live Release and Euthanasia Rates

Fiscal Year: 2015-2016 - Downey

[Return to the Table of Contents](#)



- EUTHANASIA
- ADOPTION
- BEHAVIOR
- DEAD
- DISTEMPER
- EXCHANGE
- FERAL
- INJURED
- OTHER MED
- PARVO
- RTO
- SKIN COND
- SPACE
- TIME
- TOO YOUNG
- UPPER RESP
- UTK
- WILDLIFE

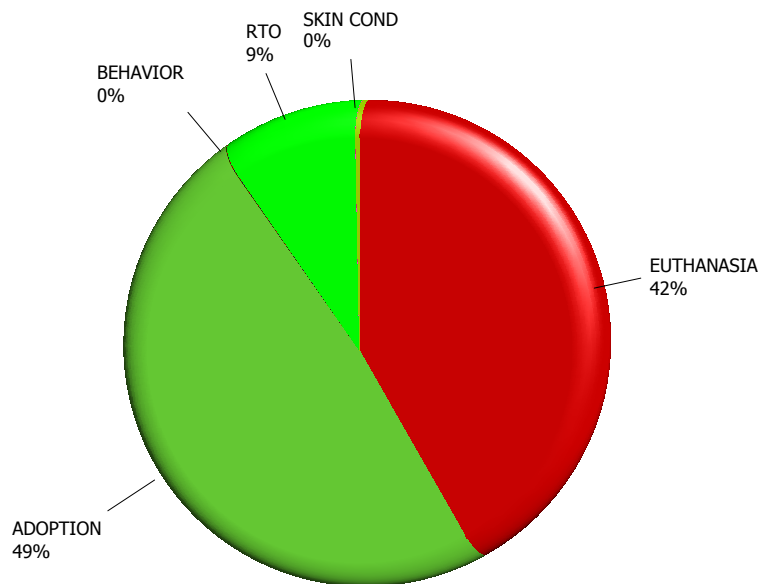


|            | Cat          | Dog          | Other      |
|------------|--------------|--------------|------------|
| EUTHANASIA | 4,730        | 1,027        | 226        |
| ADOPTION   | 1,960        | 3,630        | 91         |
| EXCHANGE   | 7            | 6            | 0          |
| FERAL      | 0            | 0            | 1          |
| RTO        | 53           | 1,013        | 5          |
| TOO YOUNG  | 16           | 0            | 2          |
| UTK        | 0            | 1            | 0          |
| WILDLIFE   | 0            | 0            | 40         |
|            | <b>6,766</b> | <b>5,677</b> | <b>365</b> |

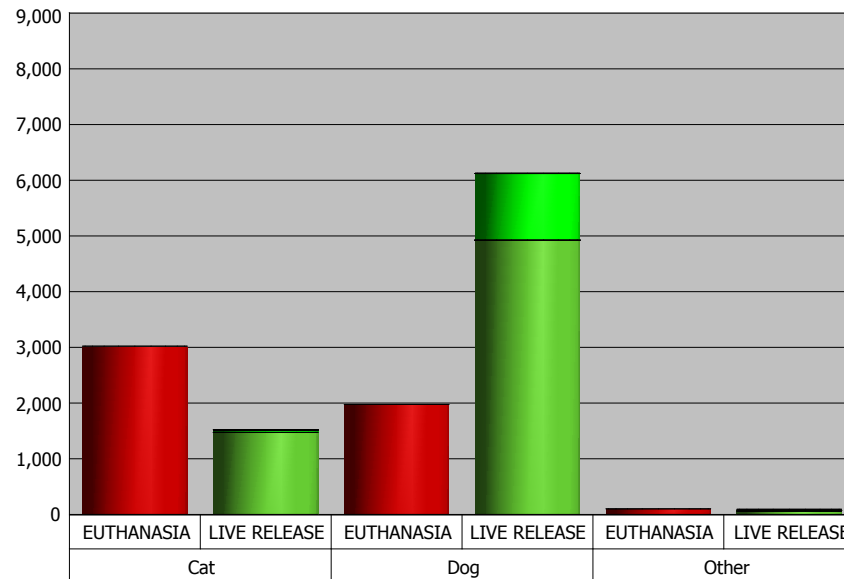
# County of Los Angeles Animal Care and Control Animal Live Release and Euthanasia Rates

Fiscal Year: 2015-2016 - Lancaster

[Return to the Table of Contents](#)



- EUTHANASIA
- ADOPTION
- BEHAVIOR
- DEAD
- DISTEMPER
- EXCHANGE
- FERAL
- INJURED
- OTHER MED
- PARVO
- RTO
- SKIN COND
- SPACE
- TIME
- TOO YOUNG
- UPPER RESP
- UTK
- WILDLIFE



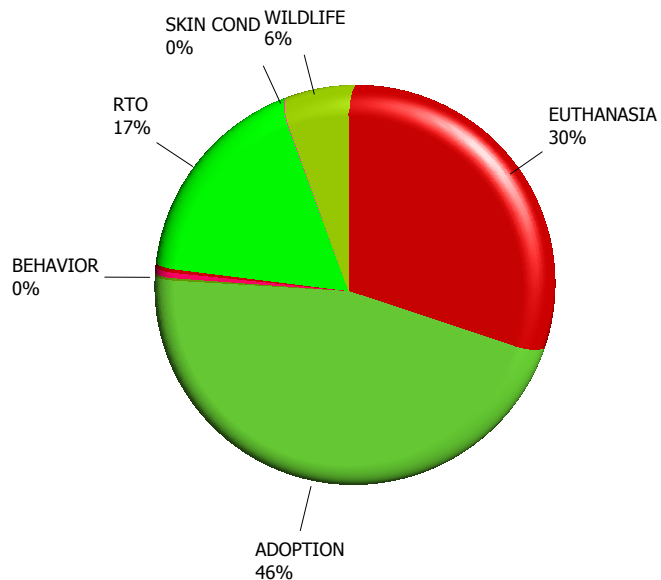
|            | Cat          | Dog          | Other      |
|------------|--------------|--------------|------------|
| EUTHANASIA | 3,021        | 1,975        | 101        |
| ADOPTION   | 1,474        | 4,919        | 68         |
| BEHAVIOR   | 0            | 2            | 0          |
| EXCHANGE   | 0            | 6            | 0          |
| FERAL      | 0            | 0            | 1          |
| OTHER MED  | 0            | 1            | 0          |
| RTO        | 43           | 1,193        | 4          |
| SKIN COND  | 0            | 1            | 0          |
| UPPER RESP | 0            | 1            | 0          |
| WILDLIFE   | 0            | 0            | 20         |
|            | <b>4,538</b> | <b>8,098</b> | <b>194</b> |



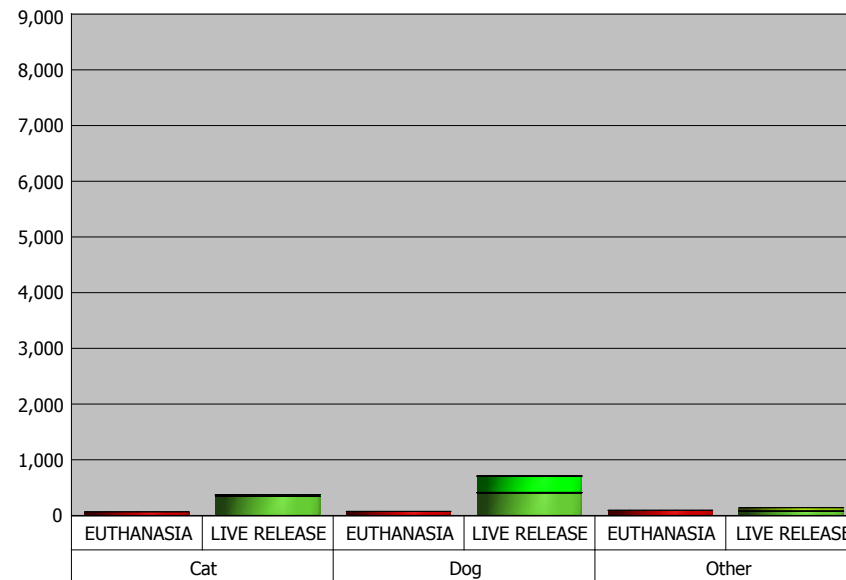
# County of Los Angeles Animal Care and Control Animal Live Release and Euthanasia Rates

## Fiscal Year: 2014-2015 - Agoura

[Return to the Table of Contents](#)



- EUTHANASIA
- ADOPTION
- BEHAVIOR
- DEAD
- DISTEMPER
- EXCHANGE
- FERAL
- INJURED
- OTHER MED
- PARVO
- RTO
- SKIN COND
- SPACE
- TIME
- TOO YOUNG
- UPPER RESP
- UTK
- WILDLIFE

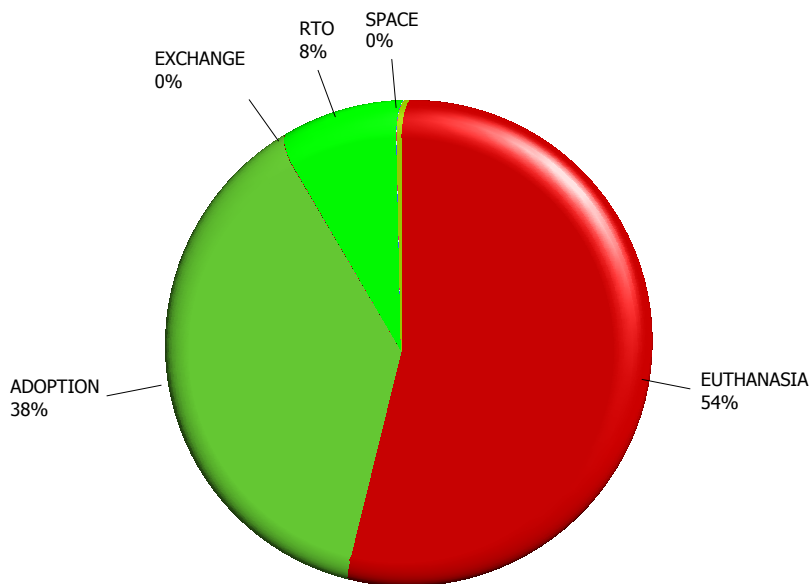


|            | Cat        | Dog        | Other      |
|------------|------------|------------|------------|
| EUTHANASIA | 66         | 73         | 93         |
| ADOPTION   | 352        | 406        | 76         |
| BEHAVIOR   | 0          | 4          | 0          |
| INJURED    | 0          | 1          | 2          |
| OTHER MED  | 0          | 3          | 2          |
| RTO        | 23         | 292        | 3          |
| SKIN COND  | 0          | 1          | 0          |
| WILDLIFE   | 0          | 0          | 57         |
|            | <b>441</b> | <b>780</b> | <b>233</b> |

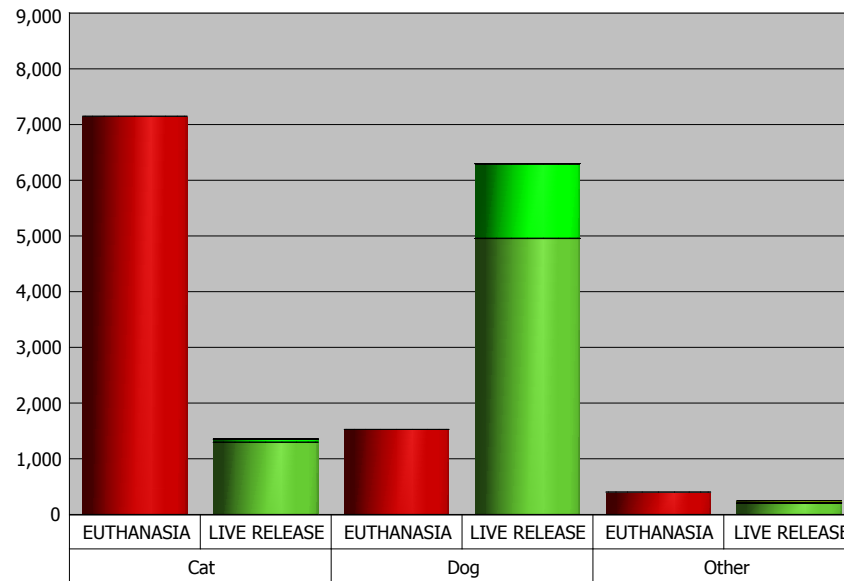
# County of Los Angeles Animal Care and Control Animal Live Release and Euthanasia Rates

Fiscal Year: 2014-2015 - Baldwin Park

[Return to the Table of Contents](#)



- EUTHANASIA
- ADOPTION
- BEHAVIOR
- DEAD
- DISTEMPER
- EXCHANGE
- FERAL
- INJURED
- OTHER MED
- PARVO
- RTO
- SKIN COND
- SPACE
- TIME
- TOO YOUNG
- UPPER RESP
- UTK
- WILDLIFE

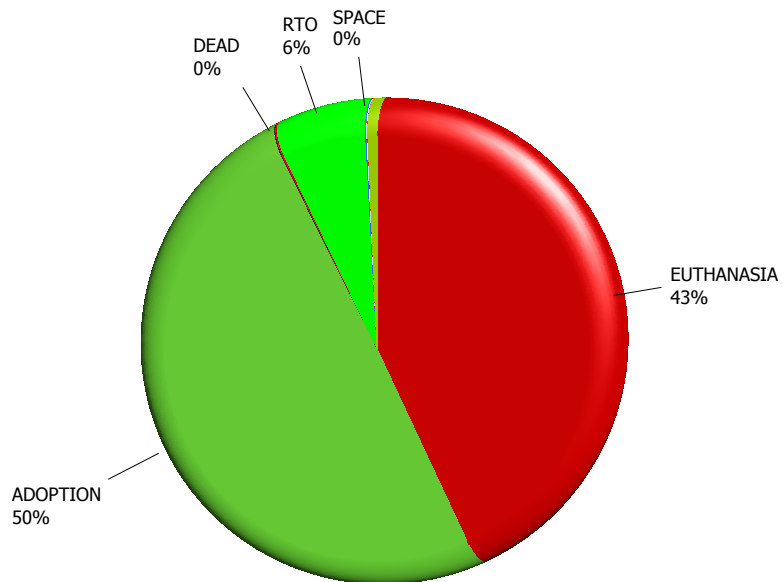


|            | Cat          | Dog          | Other      |
|------------|--------------|--------------|------------|
| EUTHANASIA | 7,149        | 1,527        | 402        |
| ADOPTION   | 1,295        | 4,954        | 207        |
| EXCHANGE   | 2            | 1            | 0          |
| INJURED    | 0            | 1            | 0          |
| OTHER MED  | 0            | 2            | 0          |
| RTO        | 55           | 1,339        | 7          |
| SPACE      | 0            | 1            | 2          |
| UPPER RESP | 1            | 1            | 0          |
| WILDLIFE   | 0            | 0            | 33         |
|            | <b>8,502</b> | <b>7,826</b> | <b>651</b> |

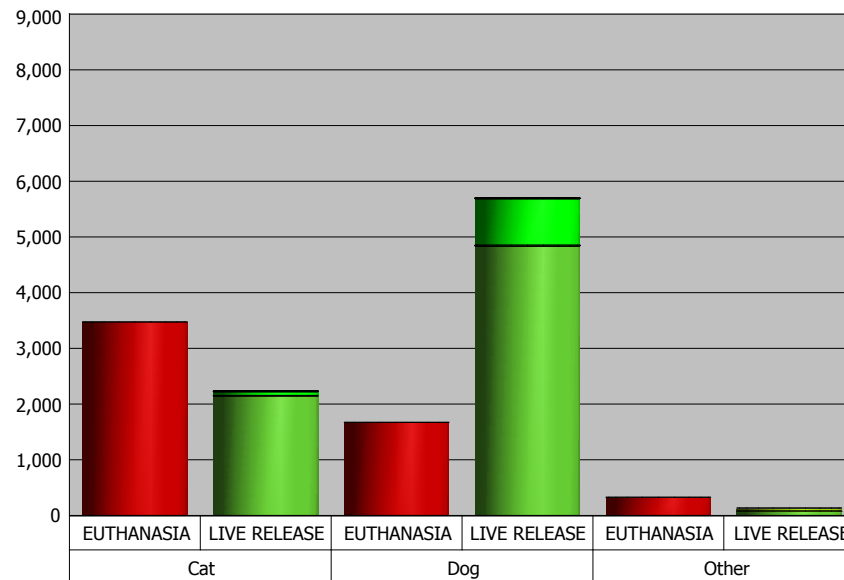
# County of Los Angeles Animal Care and Control Animal Live Release and Euthanasia Rates

## Fiscal Year: 2014-2015 - Carson

[Return to the Table of Contents](#)



- EUTHANASIA
- ADOPTION
- BEHAVIOR
- DEAD
- DISTEMPER
- EXCHANGE
- FERAL
- INJURED
- OTHER MED
- PARVO
- RTO
- SKIN COND
- SPACE
- TIME
- TOO YOUNG
- UPPER RESP
- UTK
- WILDLIFE

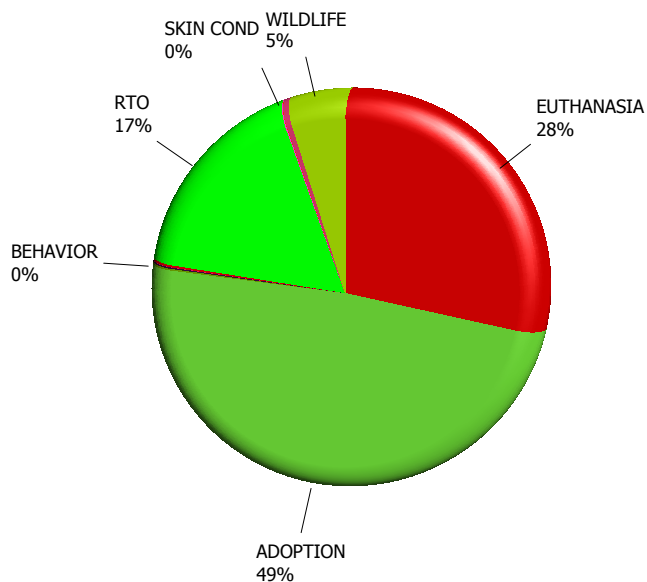


|              | Cat          | Dog          | Other      |
|--------------|--------------|--------------|------------|
| EUTHANASIA   | 3,474        | 1,672        | 327        |
| ADOPTION     | 2,151        | 4,841        | 76         |
| DEAD         | 0            | 0            | 1          |
| EXCHANGE     | 2            | 8            | 0          |
| INJURED      | 0            | 2            | 0          |
| OTHER MED    | 2            | 2            | 0          |
| RTO          | 68           | 834          | 0          |
| SPACE        | 2            | 8            | 0          |
| TIME         | 1            | 0            | 0          |
| TOO YOUNG    | 4            | 0            | 3          |
| UPPER RESP   | 0            | 1            | 0          |
| UTK          | 0            | 1            | 0          |
| WILDLIFE     | 0            | 0            | 53         |
| <b>TOTAL</b> | <b>5,704</b> | <b>7,369</b> | <b>460</b> |

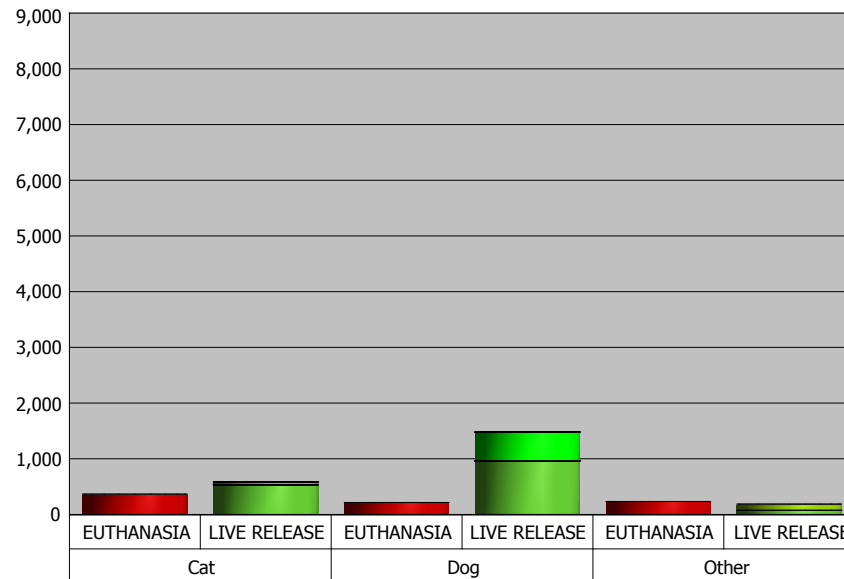
# County of Los Angeles Animal Care and Control Animal Live Release and Euthanasia Rates

## Fiscal Year: 2014-2015 - Castaic

[Return to the Table of Contents](#)



- EUTHANASIA
- ADOPTION
- BEHAVIOR
- DEAD
- DISTEMPER
- EXCHANGE
- FERAL
- INJURED
- OTHER MED
- PARVO
- RTO
- SKIN COND
- SPACE
- TIME
- TOO YOUNG
- UPPER RESP
- UTK
- WILDLIFE

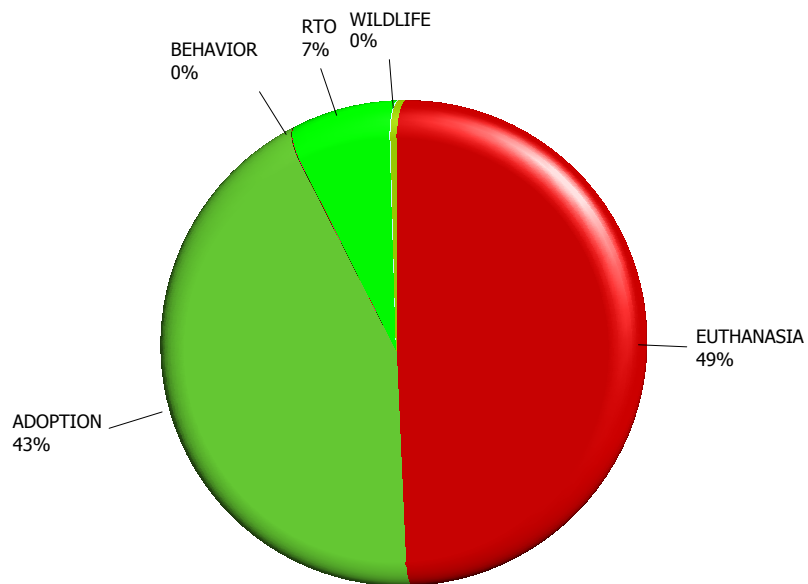


|            | Cat        | Dog          | Other      |
|------------|------------|--------------|------------|
| EUTHANASIA | 365        | 215          | 233        |
| ADOPTION   | 532        | 955          | 72         |
| BEHAVIOR   | 1          | 4            | 0          |
| EXCHANGE   | 1          | 0            | 0          |
| FERAL      | 3          | 0            | 0          |
| OTHER MED  | 1          | 5            | 0          |
| RTO        | 42         | 511          | 4          |
| SKIN COND  | 0          | 3            | 0          |
| TIME       | 0          | 1            | 0          |
| UPPER RESP | 10         | 6            | 0          |
| WILDLIFE   | 1          | 0            | 110        |
|            | <b>956</b> | <b>1,700</b> | <b>419</b> |

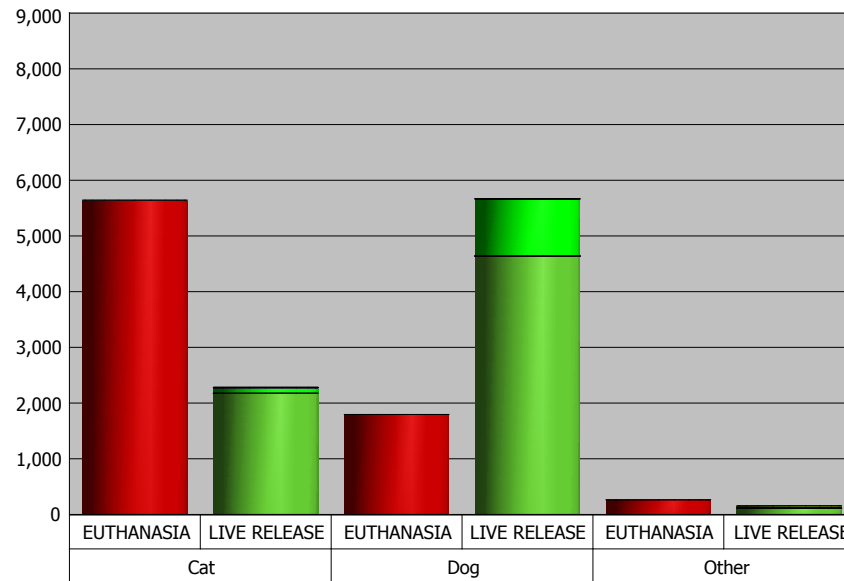
# County of Los Angeles Animal Care and Control Animal Live Release and Euthanasia Rates

Fiscal Year: 2014-2015 - Downey

[Return to the Table of Contents](#)



- EUTHANASIA
- ADOPTION
- BEHAVIOR
- DEAD
- DISTEMPER
- EXCHANGE
- FERAL
- INJURED
- OTHER MED
- PARVO
- RTO
- SKIN COND
- SPACE
- TIME
- TOO YOUNG
- UPPER RESP
- UTK
- WILDLIFE

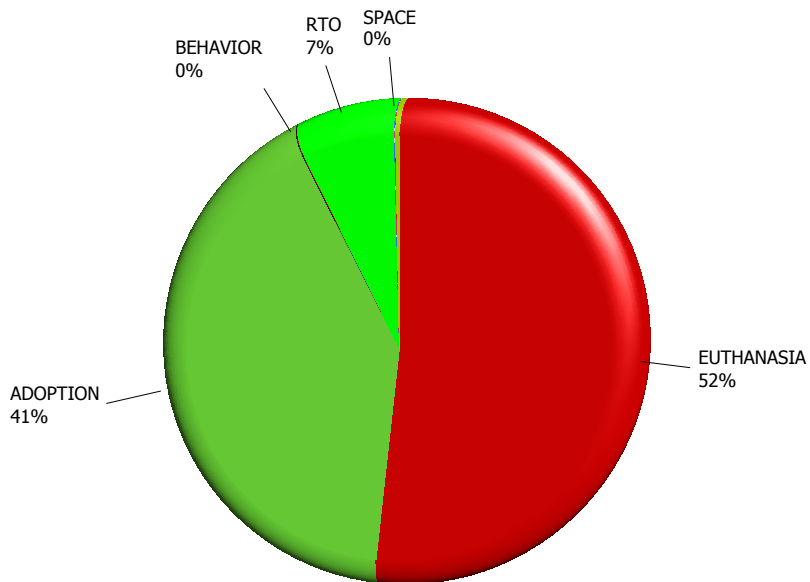


|            | Cat          | Dog          | Other      |
|------------|--------------|--------------|------------|
| EUTHANASIA | 5,642        | 1,795        | 263        |
| ADOPTION   | 2,173        | 4,636        | 114        |
| BEHAVIOR   | 0            | 1            | 0          |
| EXCHANGE   | 3            | 4            | 0          |
| INJURED    | 0            | 1            | 0          |
| OTHER MED  | 2            | 0            | 0          |
| RTO        | 92           | 1,024        | 6          |
| TOO YOUNG  | 11           | 0            | 1          |
| WILDLIFE   | 0            | 0            | 34         |
|            | <b>7,923</b> | <b>7,461</b> | <b>418</b> |

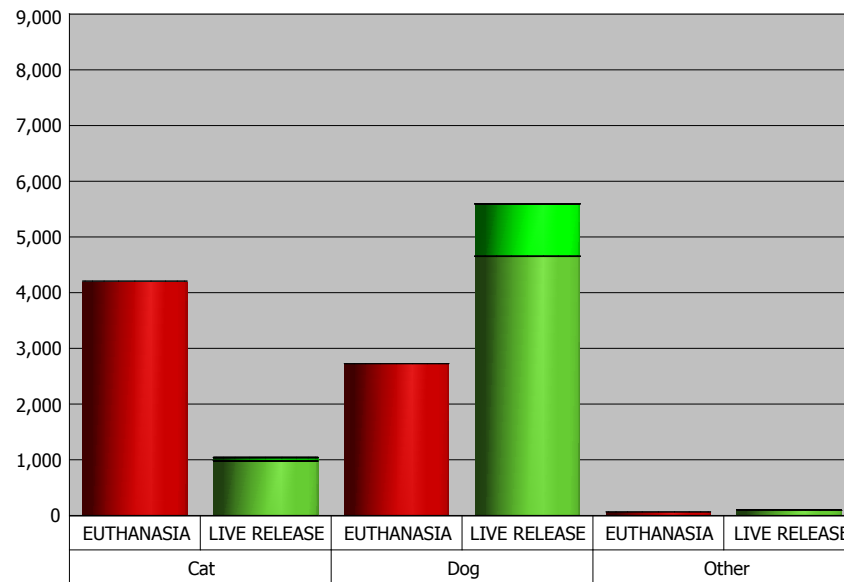
# County of Los Angeles Animal Care and Control Animal Live Release and Euthanasia Rates

Fiscal Year: 2014-2015 - Lancaster

[Return to the Table of Contents](#)



- EUTHANASIA
- ADOPTION
- BEHAVIOR
- DEAD
- DISTEMPER
- EXCHANGE
- FERAL
- INJURED
- OTHER MED
- PARVO
- RTO
- SKIN COND
- SPACE
- TIME
- TOO YOUNG
- UPPER RESP
- UTK
- WILDLIFE



|            | Cat   | Dog   | Other |
|------------|-------|-------|-------|
| EUTHANASIA | 4,207 | 2,725 | 64    |
| ADOPTION   | 982   | 4,649 | 95    |
| BEHAVIOR   | 0     | 1     | 0     |
| DEAD       | 0     | 1     | 0     |
| EXCHANGE   | 2     | 5     | 0     |
| FERAL      | 3     | 0     | 0     |
| INJURED    | 1     | 0     | 0     |
| OTHER MED  | 1     | 2     | 0     |
| RTO        | 48    | 932   | 0     |
| SPACE      | 3     | 2     | 0     |
| TOO YOUNG  | 1     | 0     | 0     |
| UPPER RESP | 1     | 5     | 0     |
| UTK        | 0     | 1     | 0     |
| WILDLIFE   | 0     | 0     | 7     |

# County of Los Angeles Animal Care and Control Animal Live Release and Euthanasia Rates

## Fiscal Year: 2014-2015 - Lancaster

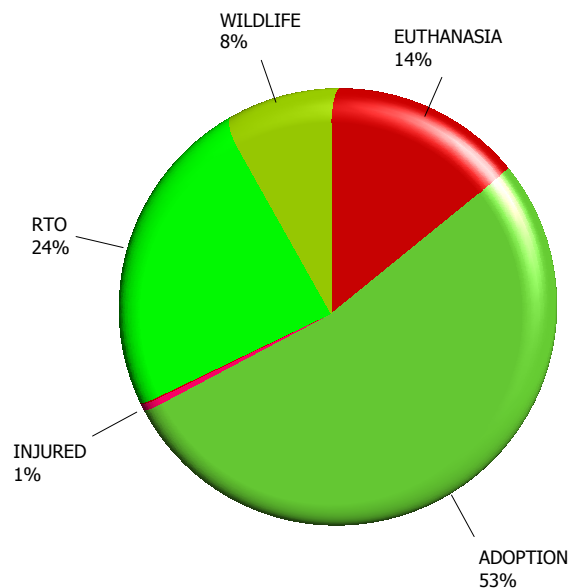
[Return to the Table of Contents](#)

|  | Cat   | Dog   | Other |
|--|-------|-------|-------|
|  | 5,249 | 8,323 | 166   |

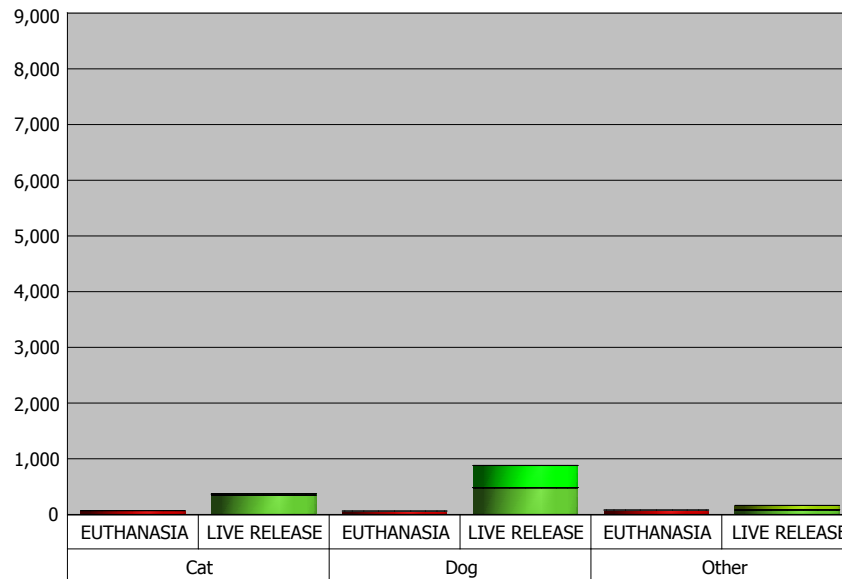
# County of Los Angeles Animal Care and Control Animal Live Release and Euthanasia Rates

## Fiscal Year: 2013-2014 - Agoura

[Return to the Table of Contents](#)



- EUTHANASIA
- ADOPTION
- BEHAVIOR
- DEAD
- DISTEMPER
- EXCHANGE
- FERAL
- INJURED
- OTHER MED
- PARVO
- RTO
- SKIN COND
- SPACE
- TIME
- TOO YOUNG
- UPPER RESP
- UTK
- WILDLIFE



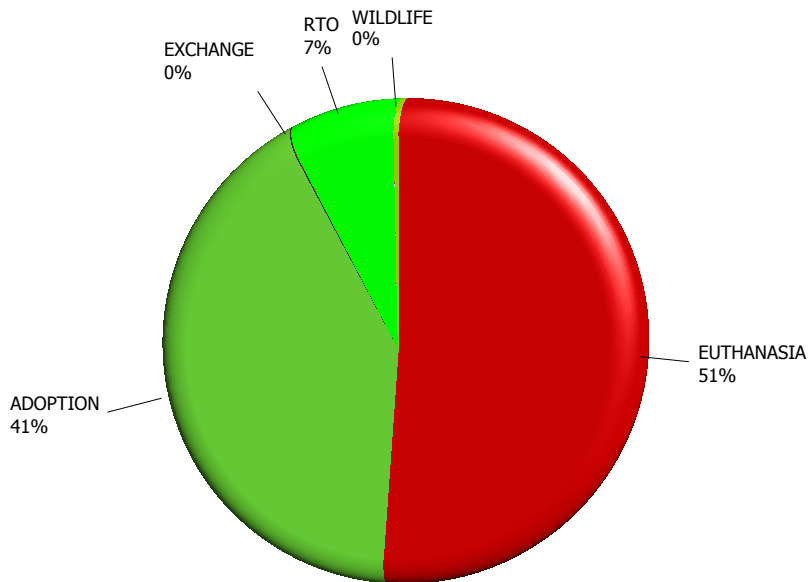
|            | Cat        | Dog        | Other      |
|------------|------------|------------|------------|
| EUTHANASIA | 69         | 61         | 79         |
| ADOPTION   | 352        | 481        | 85         |
| INJURED    | 0          | 1          | 1          |
| OTHER MED  | 0          | 1          | 1          |
| RTO        | 22         | 396        | 1          |
| WILDLIFE   | 0          | 1          | 74         |
|            | <b>443</b> | <b>941</b> | <b>241</b> |



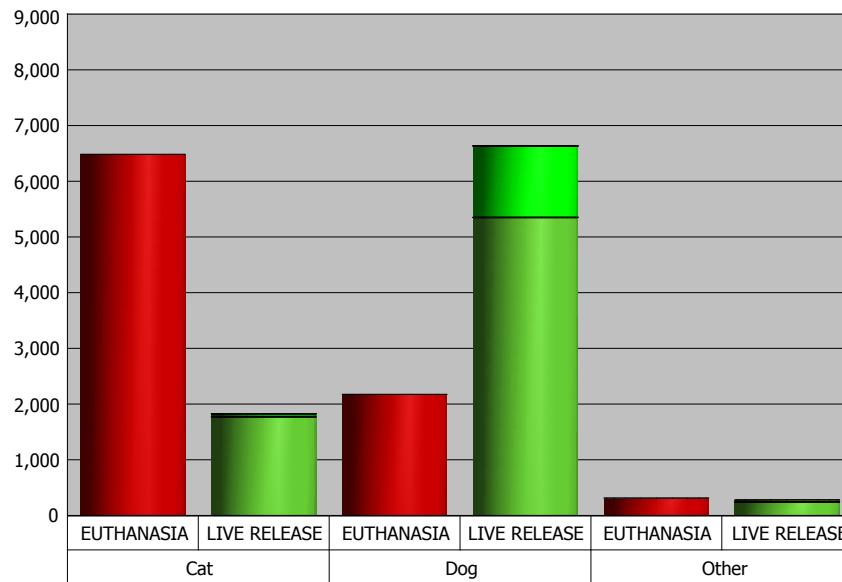
# County of Los Angeles Animal Care and Control Animal Live Release and Euthanasia Rates

Fiscal Year: 2013-2014 - Baldwin Park

[Return to the Table of Contents](#)



- EUTHANASIA
- ADOPTION
- BEHAVIOR
- DEAD
- DISTEMPER
- EXCHANGE
- FERAL
- INJURED
- OTHER MED
- PARVO
- RTO
- SKIN COND
- SPACE
- TIME
- TOO YOUNG
- UPPER RESP
- UTK
- WILDLIFE

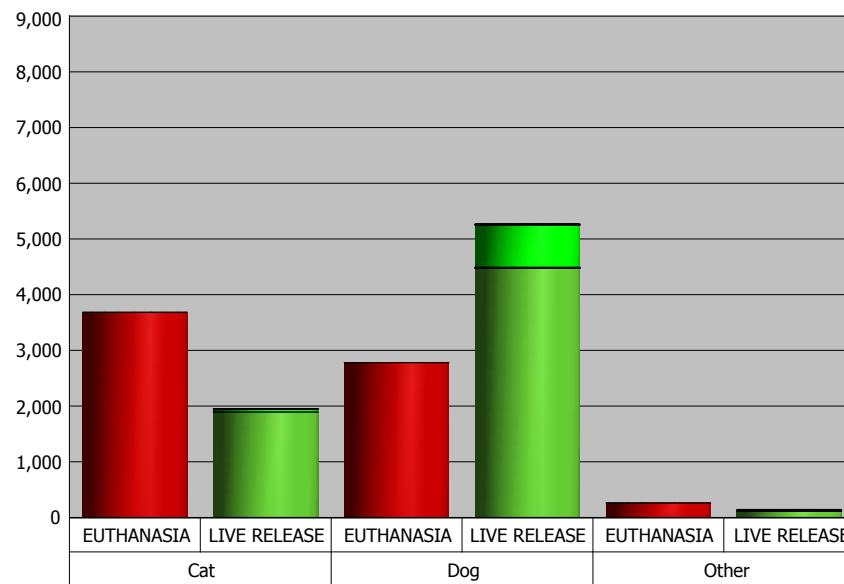
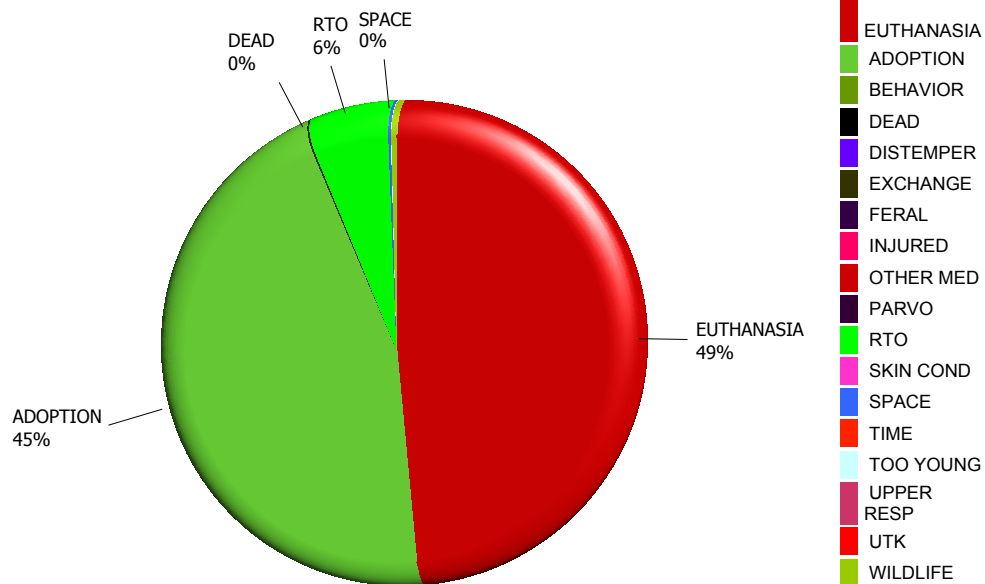


|            | Cat          | Dog          | Other      |
|------------|--------------|--------------|------------|
| EUTHANASIA | 6,483        | 2,174        | 312        |
| ADOPTION   | 1,770        | 5,347        | 244        |
| EXCHANGE   | 10           | 7            | 0          |
| INJURED    | 0            | 1            | 0          |
| RTO        | 48           | 1,277        | 8          |
| TOO YOUNG  | 0            | 1            | 0          |
| UPPER RESP | 0            | 1            | 0          |
| WILDLIFE   | 0            | 0            | 28         |
|            | <b>8,311</b> | <b>8,808</b> | <b>592</b> |

# County of Los Angeles Animal Care and Control Animal Live Release and Euthanasia Rates

## Fiscal Year: 2013-2014 - Carson

[Return to the Table of Contents](#)

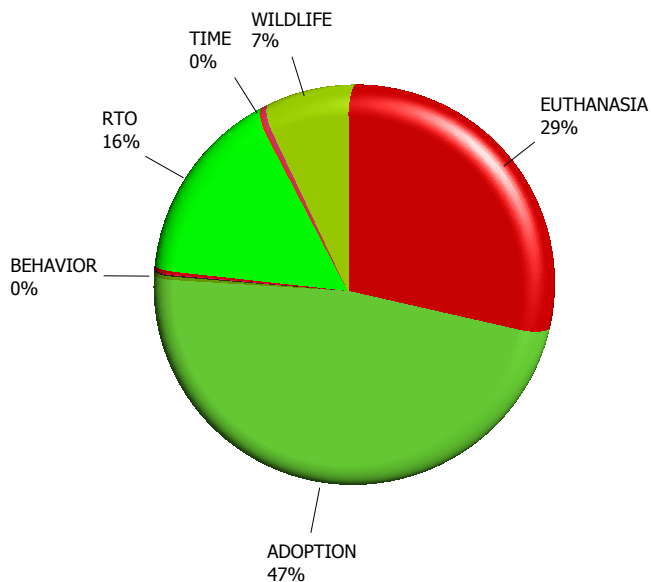


|            | Cat          | Dog          | Other      |
|------------|--------------|--------------|------------|
| EUTHANASIA | 3,684        | 2,780        | 261        |
| ADOPTION   | 1,889        | 4,477        | 117        |
| DEAD       | 1            | 0            | 0          |
| EXCHANGE   | 2            | 14           | 0          |
| FERAL      | 1            | 0            | 0          |
| INJURED    | 0            | 0            | 1          |
| RTO        | 46           | 758          | 2          |
| SPACE      | 4            | 15           | 1          |
| TOO YOUNG  | 6            | 0            | 0          |
| WILDLIFE   | 0            | 0            | 23         |
|            | <b>5,633</b> | <b>8,044</b> | <b>405</b> |

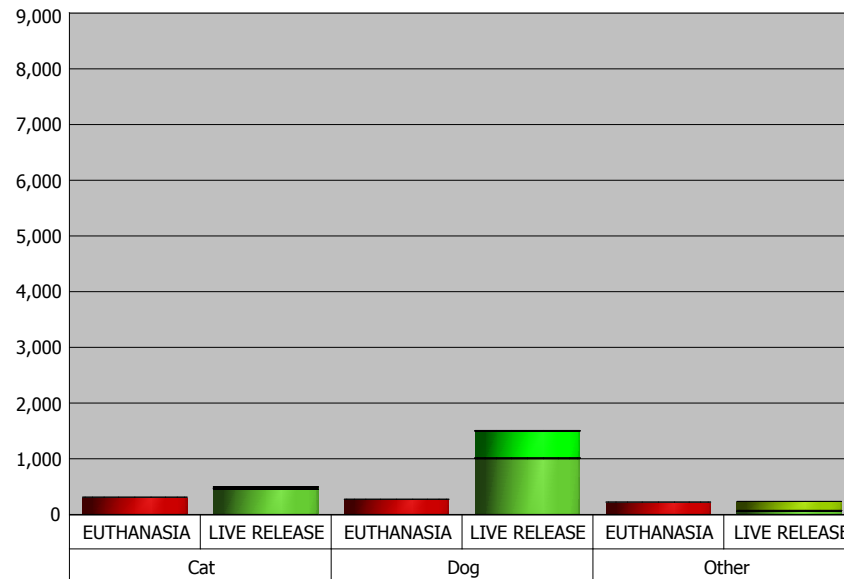
# County of Los Angeles Animal Care and Control Animal Live Release and Euthanasia Rates

## Fiscal Year: 2013-2014 - Castaic

[Return to the Table of Contents](#)



- EUTHANASIA
- ADOPTION
- BEHAVIOR
- DEAD
- DISTEMPER
- EXCHANGE
- FERAL
- INJURED
- OTHER MED
- PARVO
- RTO
- SKIN COND
- SPACE
- TIME
- TOO YOUNG
- UPPER RESP
- UTK
- WILDLIFE

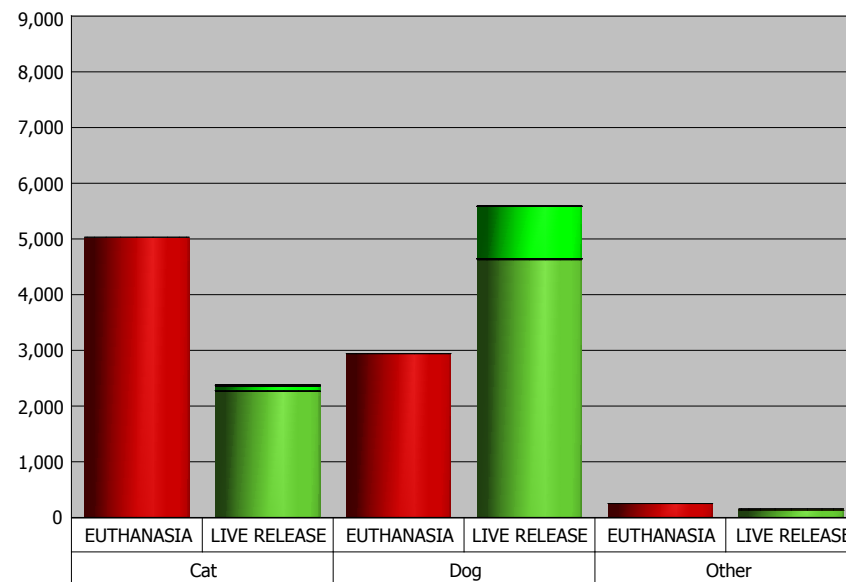
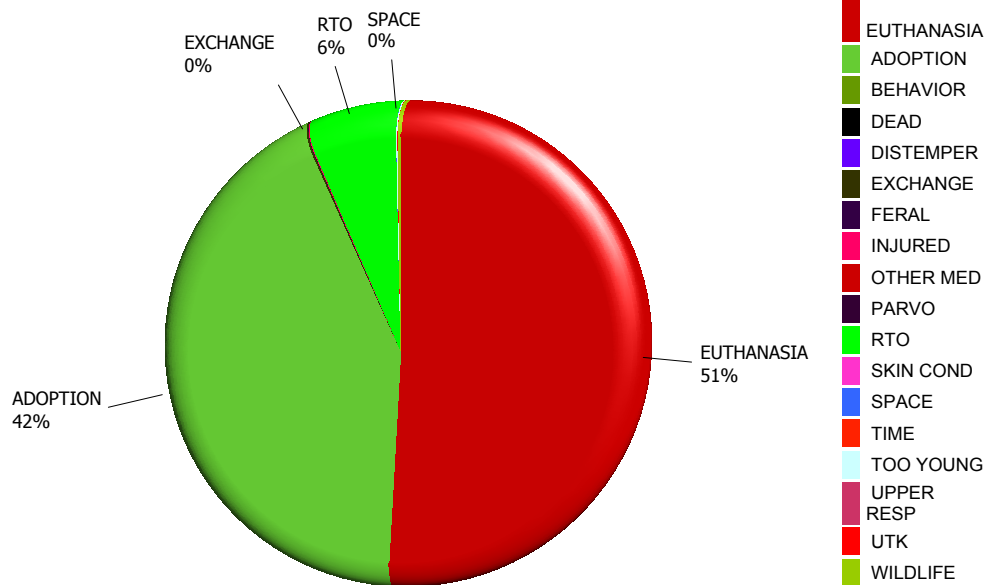


|            | Cat        | Dog          | Other      |
|------------|------------|--------------|------------|
| EUTHANASIA | 310        | 273          | 222        |
| ADOPTION   | 454        | 1,002        | 65         |
| BEHAVIOR   | 3          | 7            | 0          |
| EXCHANGE   | 2          | 1            | 0          |
| FERAL      | 1          | 0            | 0          |
| INJURED    | 0          | 1            | 0          |
| OTHER MED  | 4          | 5            | 0          |
| RTO        | 24         | 479          | 8          |
| TIME       | 0          | 6            | 0          |
| UPPER RESP | 7          | 6            | 0          |
| WILDLIFE   | 1          | 1            | 161        |
|            | <b>806</b> | <b>1,781</b> | <b>456</b> |

# County of Los Angeles Animal Care and Control Animal Live Release and Euthanasia Rates

Fiscal Year: 2013-2014 - Downey

[Return to the Table of Contents](#)

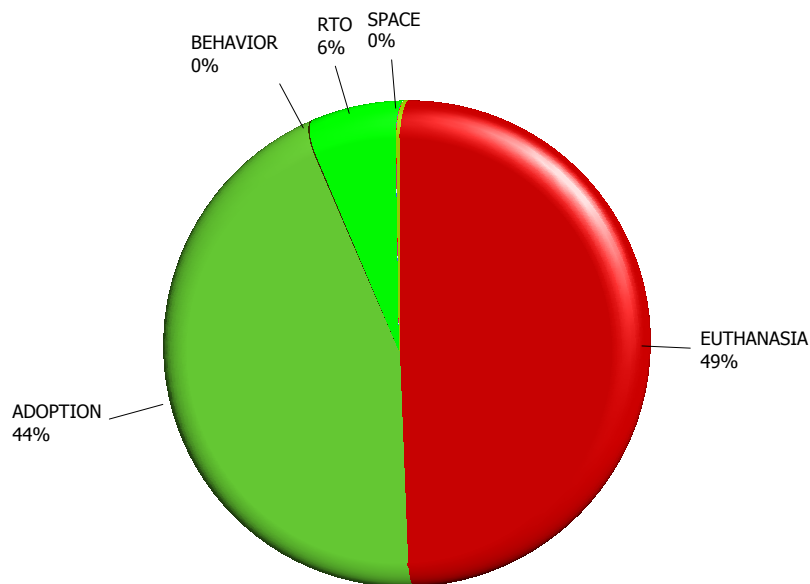


|            | Cat          | Dog          | Other      |
|------------|--------------|--------------|------------|
| EUTHANASIA | 5,031        | 2,941        | 250        |
| ADOPTION   | 2,270        | 4,629        | 129        |
| EXCHANGE   | 4            | 19           | 0          |
| FERAL      | 0            | 0            | 3          |
| INJURED    | 0            | 0            | 1          |
| OTHER MED  | 0            | 1            | 0          |
| RTO        | 88           | 935          | 0          |
| SPACE      | 0            | 1            | 0          |
| TOO YOUNG  | 14           | 1            | 0          |
| UTK        | 0            | 3            | 0          |
| WILDLIFE   | 0            | 0            | 22         |
|            | <b>7,407</b> | <b>8,530</b> | <b>405</b> |

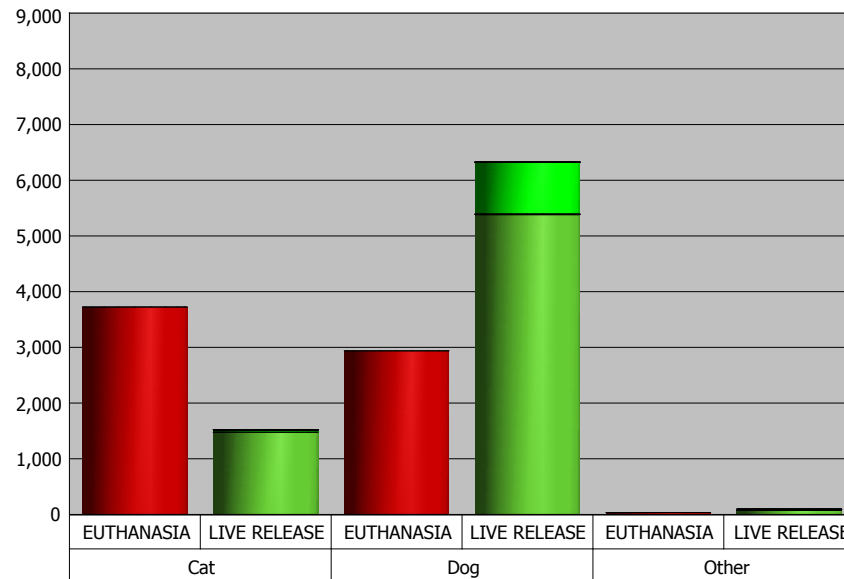
# County of Los Angeles Animal Care and Control Animal Live Release and Euthanasia Rates

Fiscal Year: 2013-2014 - Lancaster

[Return to the Table of Contents](#)



- EUTHANASIA
- ADOPTION
- BEHAVIOR
- DEAD
- DISTEMPER
- EXCHANGE
- FERAL
- INJURED
- OTHER MED
- PARVO
- RTO
- SKIN COND
- SPACE
- TIME
- TOO YOUNG
- UPPER RESP
- UTK
- WILDLIFE

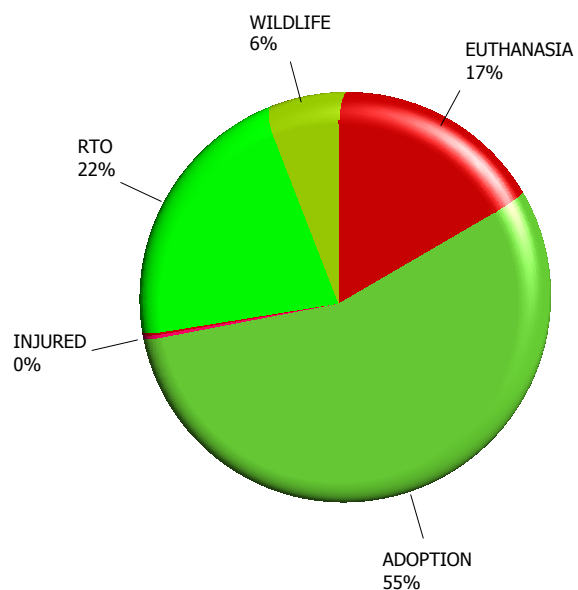


|            | Cat          | Dog          | Other      |
|------------|--------------|--------------|------------|
| EUTHANASIA | 3,725        | 2,938        | 34         |
| ADOPTION   | 1,472        | 5,384        | 83         |
| BEHAVIOR   | 0            | 1            | 0          |
| EXCHANGE   | 5            | 10           | 0          |
| RTO        | 41           | 926          | 4          |
| SPACE      | 0            | 1            | 0          |
| TOO YOUNG  | 1            | 0            | 0          |
| UPPER RESP | 0            | 5            | 0          |
| UTK        | 0            | 1            | 0          |
| WILDLIFE   | 0            | 0            | 16         |
|            | <b>5,244</b> | <b>9,266</b> | <b>137</b> |

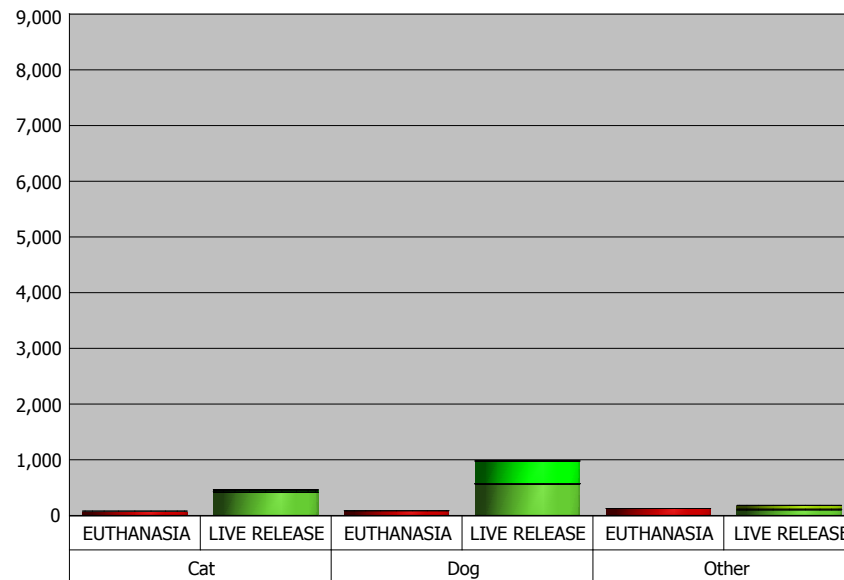
# County of Los Angeles Animal Care and Control Animal Live Release and Euthanasia Rates

## Fiscal Year: 2012-2013 - Agoura

[Return to the Table of Contents](#)



- EUTHANASIA
- ADOPTION
- BEHAVIOR
- DEAD
- DISTEMPER
- EXCHANGE
- FERAL
- INJURED
- OTHER MED
- PARVO
- RTO
- SKIN COND
- SPACE
- TIME
- TOO YOUNG
- UPPER RESP
- UTK
- WILDLIFE

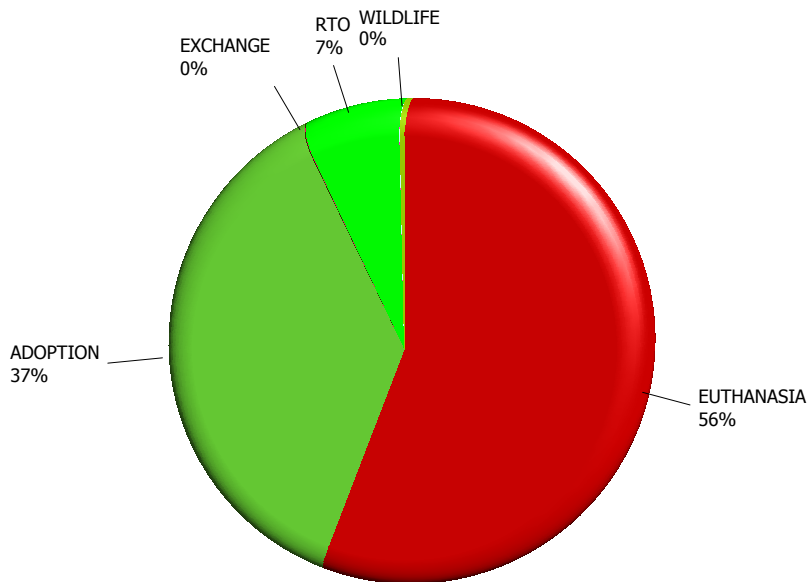


|            | Cat        | Dog          | Other      |
|------------|------------|--------------|------------|
| EUTHANASIA | 78         | 85           | 125        |
| ADOPTION   | 422        | 568          | 104        |
| INJURED    | 0          | 1            | 2          |
| OTHER MED  | 1          | 0            | 2          |
| RTO        | 36         | 409          | 4          |
| WILDLIFE   | 0          | 1            | 69         |
|            | <b>537</b> | <b>1,064</b> | <b>306</b> |

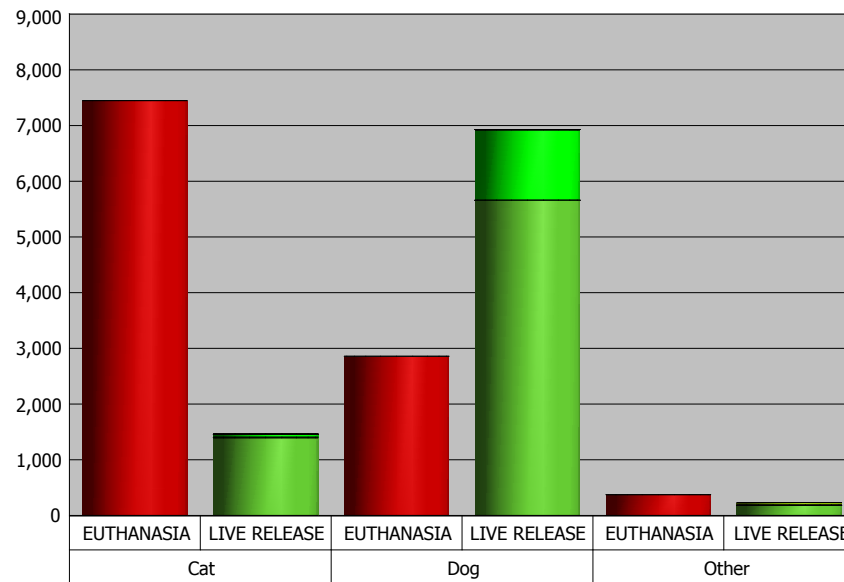
# County of Los Angeles Animal Care and Control Animal Live Release and Euthanasia Rates

Fiscal Year: 2012-2013 - Baldwin Park

[Return to the Table of Contents](#)



- EUTHANASIA
- ADOPTION
- BEHAVIOR
- DEAD
- DISTEMPER
- EXCHANGE
- FERAL
- INJURED
- OTHER MED
- PARVO
- RTO
- SKIN COND
- SPACE
- TIME
- TOO YOUNG
- UPPER RESP
- UTK
- WILDLIFE

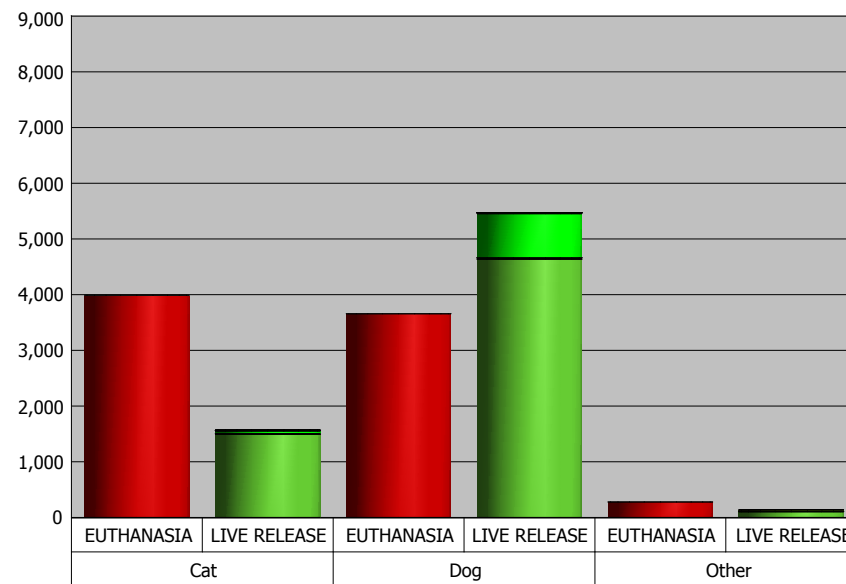
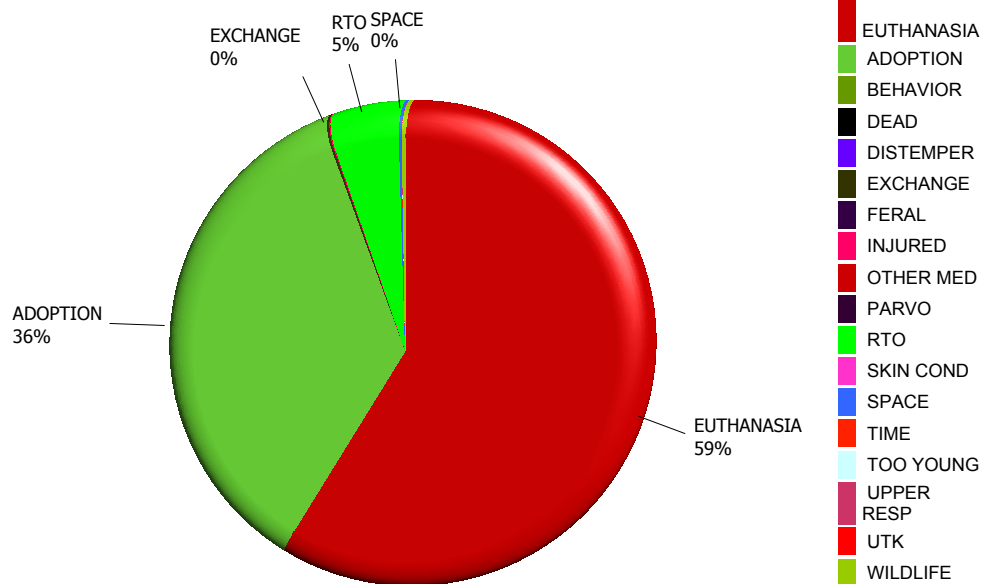


|              | Cat          | Dog          | Other      |
|--------------|--------------|--------------|------------|
| EUTHANASIA   | 7,448        | 2,858        | 373        |
| ADOPTION     | 1,397        | 5,655        | 188        |
| EXCHANGE     | 8            | 5            | 0          |
| INJURED      | 0            | 1            | 0          |
| RTO          | 50           | 1,266        | 1          |
| SKIN COND    | 0            | 1            | 0          |
| TOO YOUNG    | 5            | 0            | 0          |
| WILDLIFE     | 0            | 0            | 43         |
| <b>TOTAL</b> | <b>8,908</b> | <b>9,786</b> | <b>605</b> |

# County of Los Angeles Animal Care and Control Animal Live Release and Euthanasia Rates

## Fiscal Year: 2012-2013 - Carson

[Return to the Table of Contents](#)



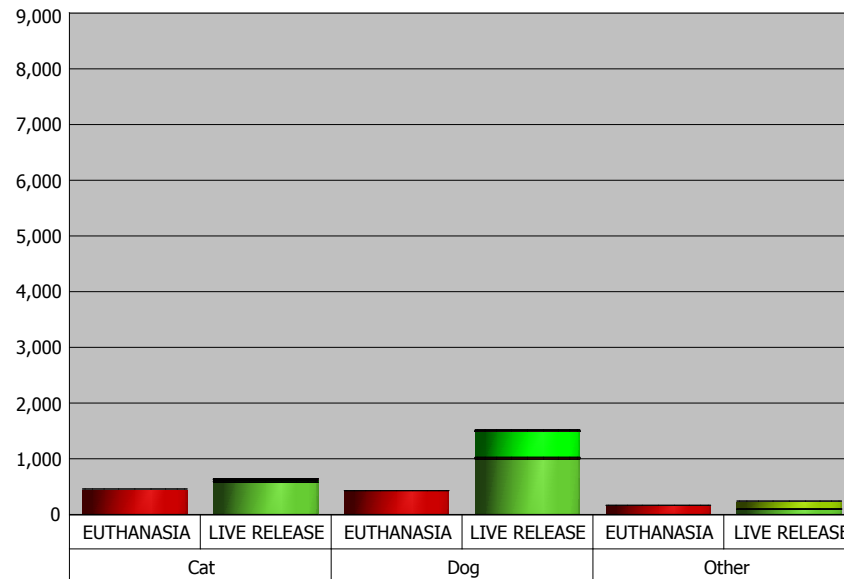
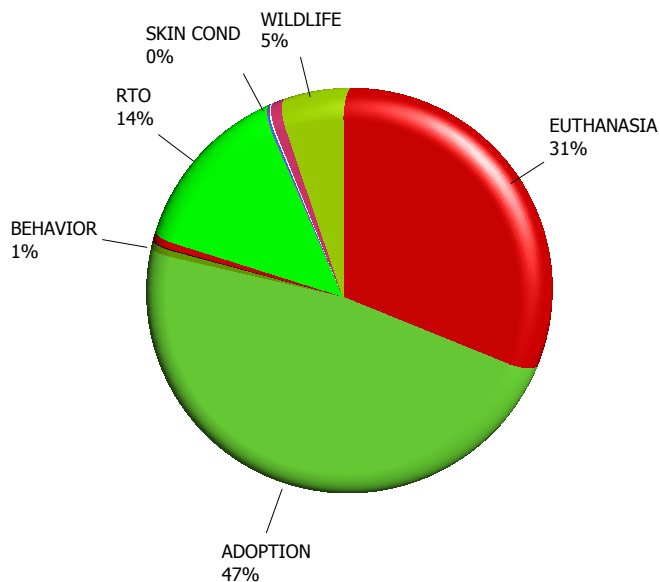
|              | Cat          | Dog          | Other      |
|--------------|--------------|--------------|------------|
| EUTHANASIA   | 3,990        | 3,657        | 278        |
| ADOPTION     | 1,497        | 4,638        | 106        |
| EXCHANGE     | 7            | 23           | 0          |
| INJURED      | 1            | 0            | 0          |
| RTO          | 50           | 794          | 10         |
| SPACE        | 8            | 15           | 1          |
| TIME         | 1            | 2            | 0          |
| TOO YOUNG    | 1            | 0            | 0          |
| UPPER RESP   | 0            | 2            | 0          |
| WILDLIFE     | 0            | 0            | 25         |
| <b>TOTAL</b> | <b>5,555</b> | <b>9,131</b> | <b>420</b> |



# County of Los Angeles Animal Care and Control Animal Live Release and Euthanasia Rates

## Fiscal Year: 2012-2013 - Castaic

[Return to the Table of Contents](#)

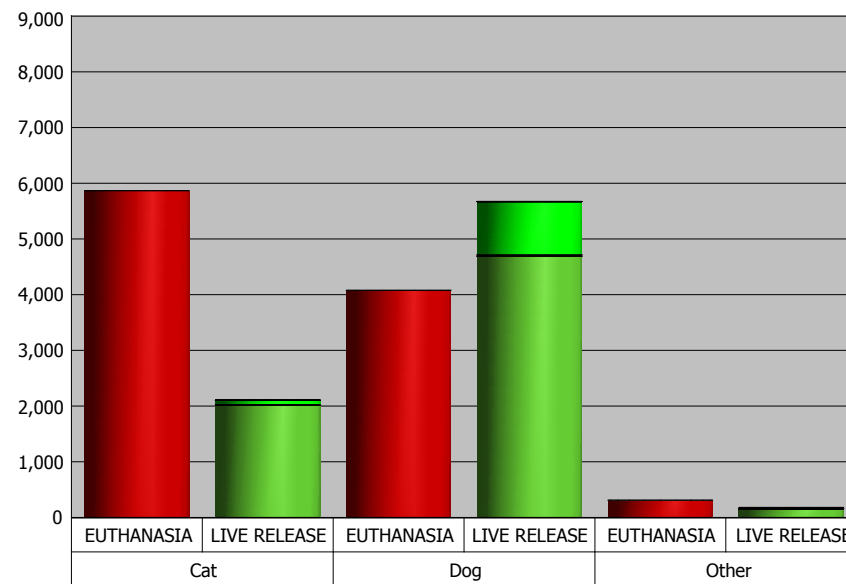
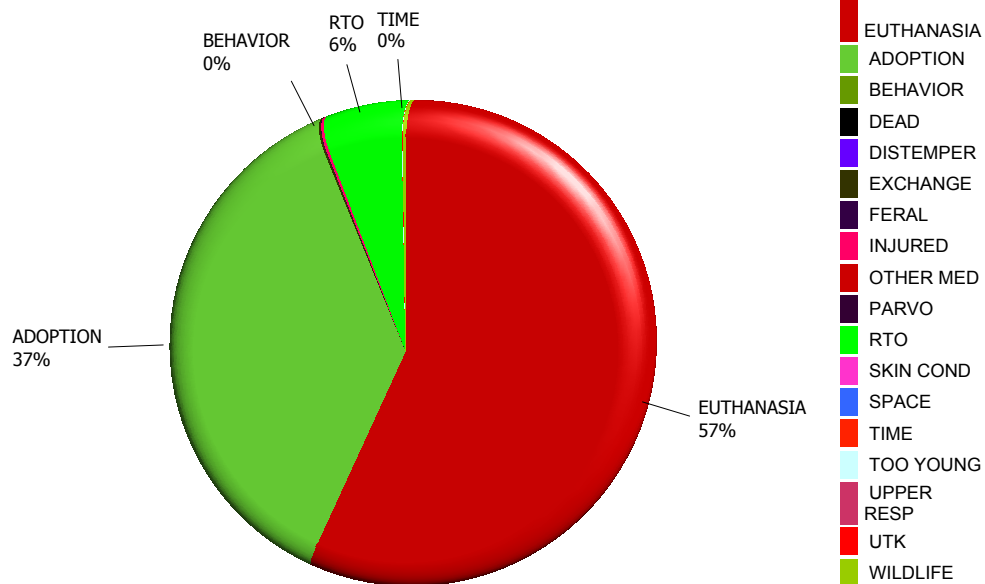


|            | Cat          | Dog          | Other      |
|------------|--------------|--------------|------------|
| EUTHANASIA | 457          | 427          | 165        |
| ADOPTION   | 582          | 996          | 97         |
| BEHAVIOR   | 4            | 16           | 0          |
| EXCHANGE   | 0            | 1            | 0          |
| FERAL      | 3            | 0            | 0          |
| OTHER MED  | 7            | 14           | 1          |
| RTO        | 26           | 466          | 2          |
| SKIN COND  | 0            | 1            | 0          |
| SPACE      | 4            | 2            | 0          |
| TIME       | 0            | 1            | 0          |
| TOO YOUNG  | 0            | 0            | 3          |
| UPPER RESP | 17           | 17           | 0          |
| WILDLIFE   | 0            | 0            | 137        |
|            | <b>1,100</b> | <b>1,941</b> | <b>405</b> |

# County of Los Angeles Animal Care and Control Animal Live Release and Euthanasia Rates

## Fiscal Year: 2012-2013 - Downey

[Return to the Table of Contents](#)

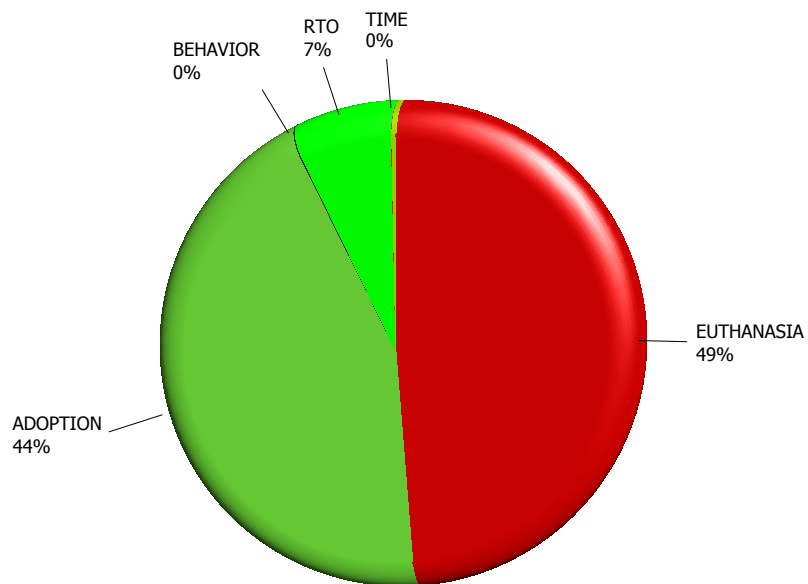


|            | Cat          | Dog          | Other      |
|------------|--------------|--------------|------------|
| EUTHANASIA | 5,867        | 4,078        | 310        |
| ADOPTION   | 2,017        | 4,689        | 158        |
| BEHAVIOR   | 0            | 1            | 0          |
| EXCHANGE   | 4            | 23           | 0          |
| FERAL      | 5            | 0            | 0          |
| RTO        | 74           | 957          | 1          |
| TIME       | 0            | 1            | 0          |
| TOO YOUNG  | 5            | 0            | 1          |
| UTK        | 0            | 2            | 1          |
| WILDLIFE   | 0            | 0            | 19         |
|            | <b>7,972</b> | <b>9,751</b> | <b>490</b> |

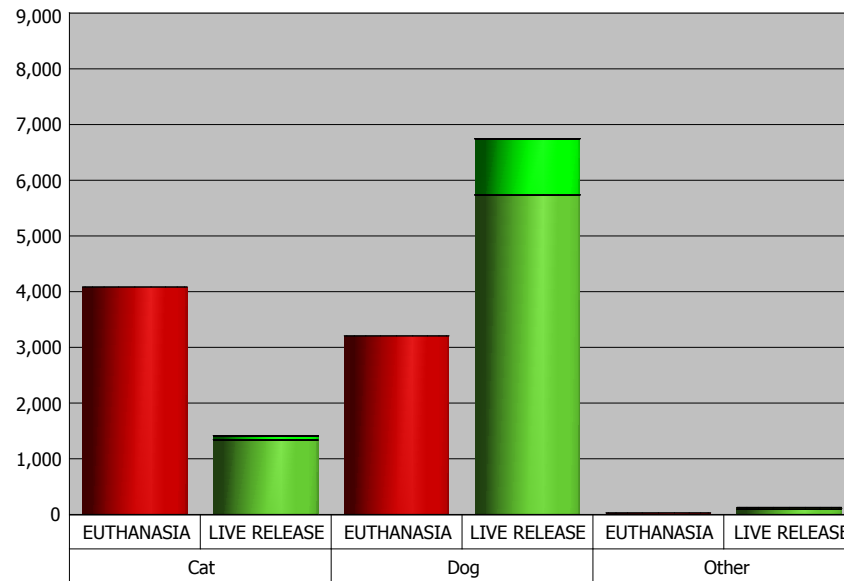
# County of Los Angeles Animal Care and Control Animal Live Release and Euthanasia Rates

Fiscal Year: 2012-2013 - Lancaster

[Return to the Table of Contents](#)



- EUTHANASIA
- ADOPTION
- BEHAVIOR
- DEAD
- DISTEMPER
- EXCHANGE
- FERAL
- INJURED
- OTHER MED
- PARVO
- RTO
- SKIN COND
- SPACE
- TIME
- TOO YOUNG
- UPPER RESP
- UTK
- WILDLIFE

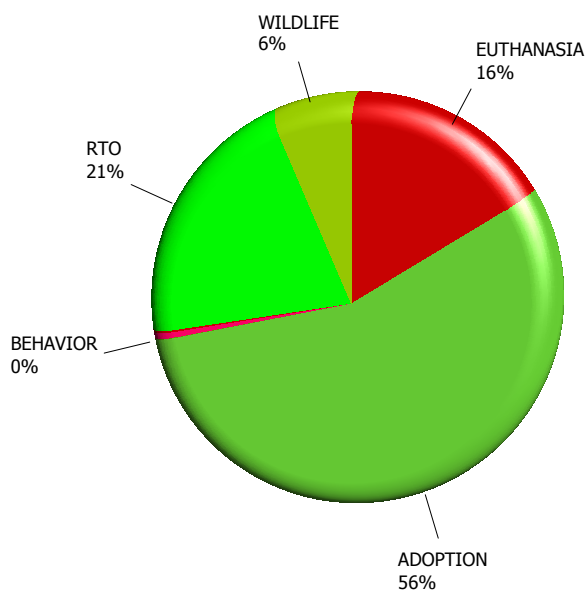


|            | Cat          | Dog          | Other      |
|------------|--------------|--------------|------------|
| EUTHANASIA | 4,084        | 3,206        | 28         |
| ADOPTION   | 1,338        | 5,729        | 103        |
| EXCHANGE   | 4            | 10           | 0          |
| FERAL      | 0            | 0            | 1          |
| INJURED    | 0            | 1            | 0          |
| RTO        | 67           | 1,004        | 5          |
| TIME       | 0            | 0            | 3          |
| UPPER RESP | 0            | 1            | 0          |
| UTK        | 0            | 1            | 0          |
| WILDLIFE   | 0            | 0            | 15         |
|            | <b>5,493</b> | <b>9,952</b> | <b>155</b> |

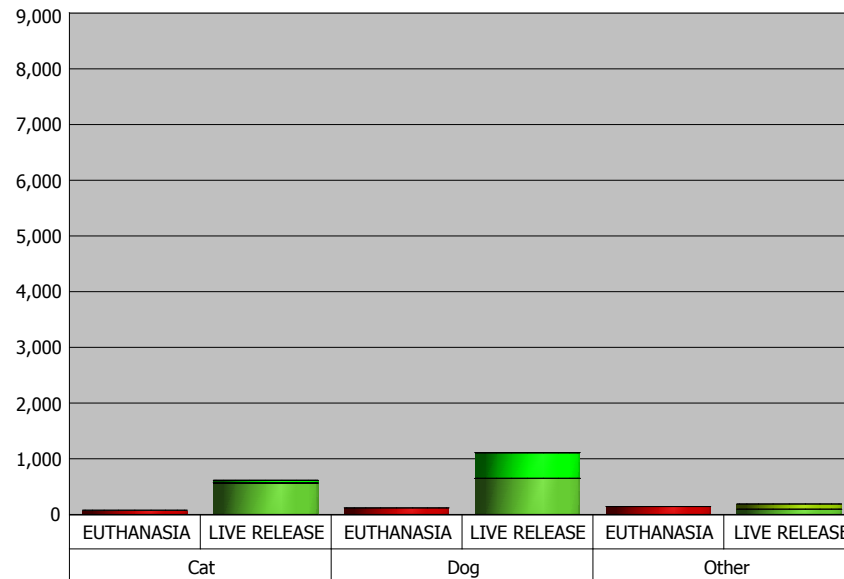
# County of Los Angeles Animal Care and Control Animal Live Release and Euthanasia Rates

## Fiscal Year: 2011-2012 - Agoura

[Return to the Table of Contents](#)



- EUTHANASIA
- ADOPTION
- BEHAVIOR
- DEAD
- DISTEMPER
- EXCHANGE
- FERAL
- INJURED
- OTHER MED
- PARVO
- RTO
- SKIN COND
- SPACE
- TIME
- TOO YOUNG
- UPPER RESP
- UTK
- WILDLIFE

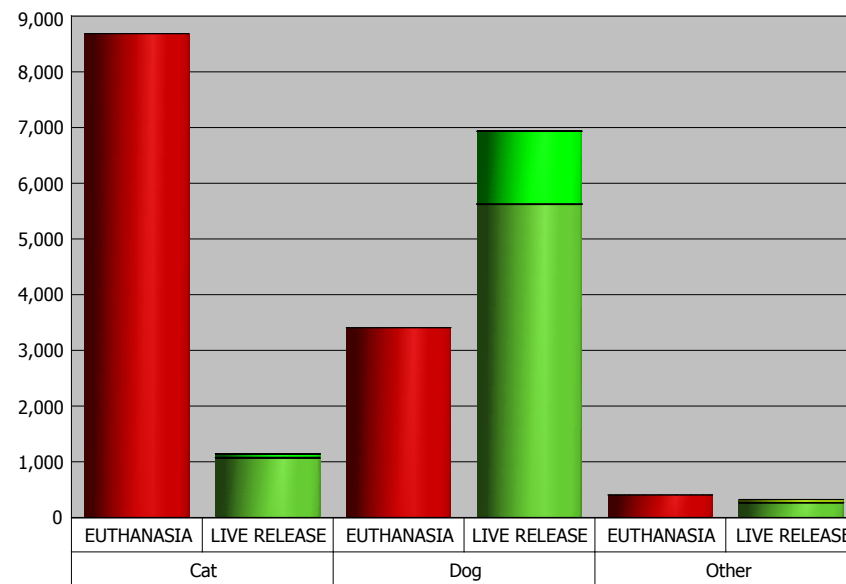
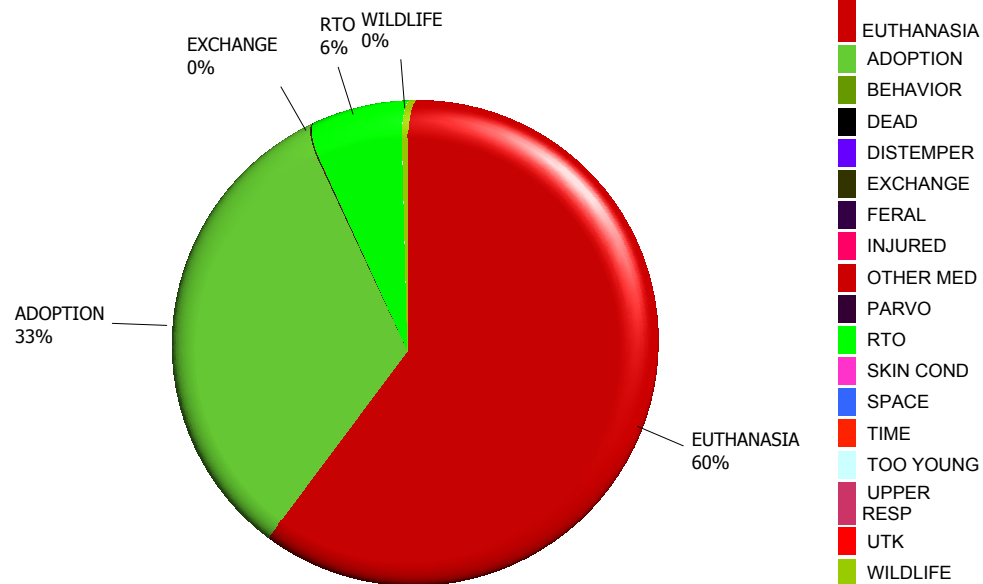


|              | Cat        | Dog          | Other      |
|--------------|------------|--------------|------------|
| EUTHANASIA   | 76         | 118          | 142        |
| ADOPTION     | 567        | 648          | 91         |
| BEHAVIOR     | 1          | 0            | 0          |
| INJURED      | 1          | 1            | 2          |
| RTO          | 42         | 461          | 2          |
| WILDLIFE     | 0          | 0            | 93         |
| <b>TOTAL</b> | <b>687</b> | <b>1,228</b> | <b>330</b> |

# County of Los Angeles Animal Care and Control Animal Live Release and Euthanasia Rates

Fiscal Year: 2011-2012 - Baldwin Park

[Return to the Table of Contents](#)

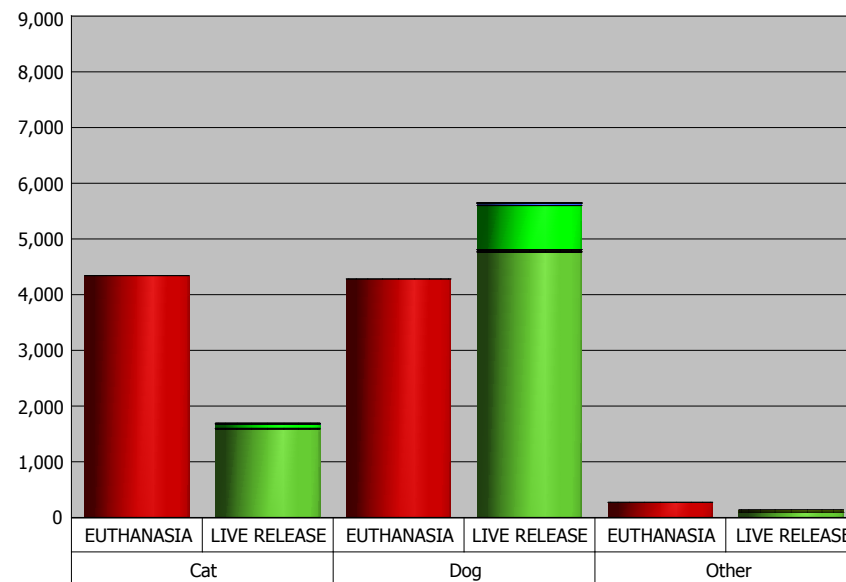
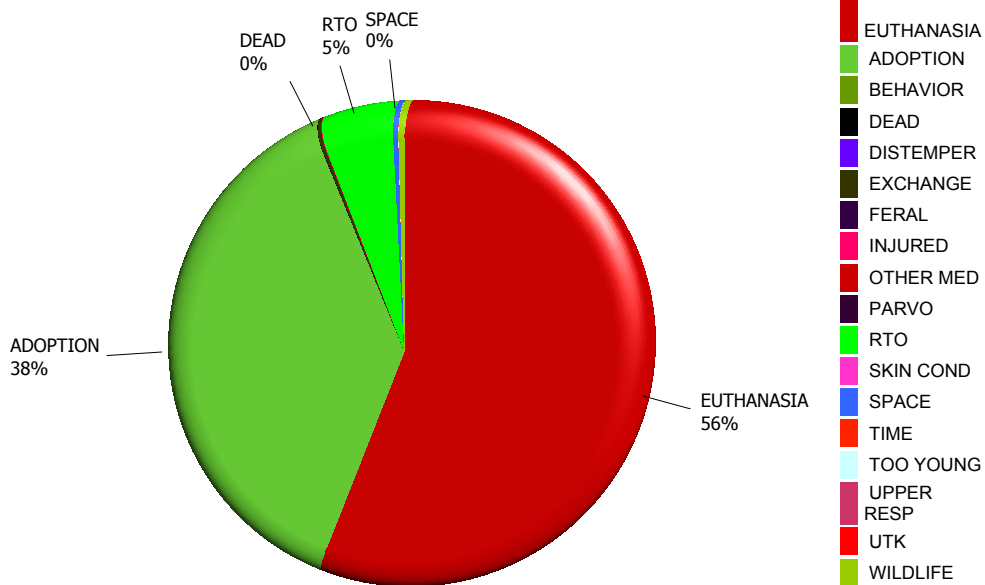


|            | Cat          | Dog           | Other      |
|------------|--------------|---------------|------------|
| EUTHANASIA | 8,686        | 3,407         | 405        |
| ADOPTION   | 1,068        | 5,618         | 267        |
| EXCHANGE   | 10           | 10            | 0          |
| FERAL      | 1            | 0             | 1          |
| INJURED    | 0            | 1             | 0          |
| RTO        | 63           | 1,305         | 0          |
| TOO YOUNG  | 0            | 1             | 0          |
| WILDLIFE   | 0            | 0             | 55         |
|            | <b>9,828</b> | <b>10,342</b> | <b>728</b> |

# County of Los Angeles Animal Care and Control Animal Live Release and Euthanasia Rates

## Fiscal Year: 2011-2012 - Carson

[Return to the Table of Contents](#)

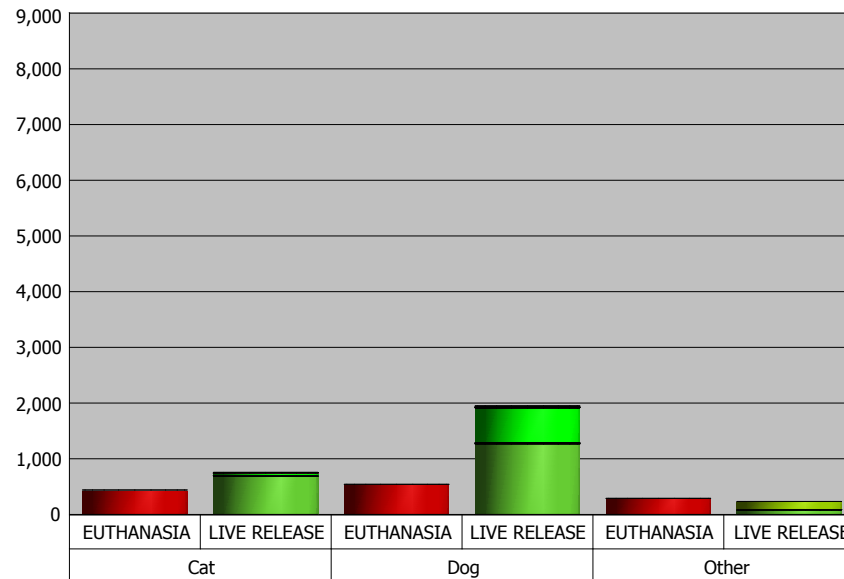
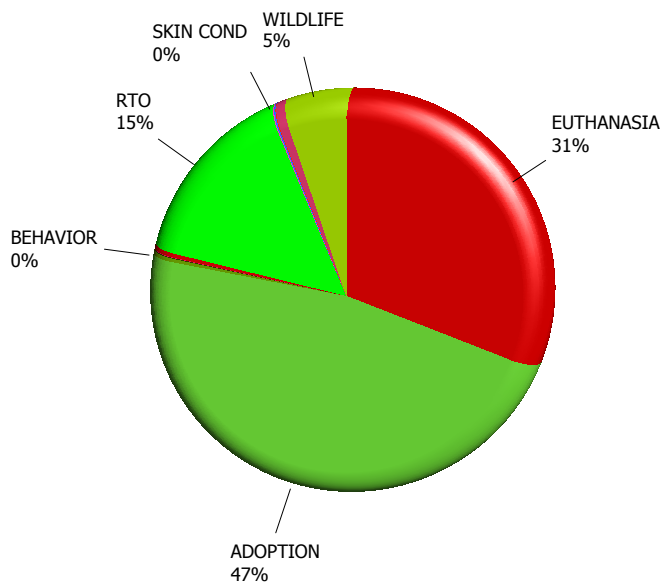


|            | Cat          | Dog          | Other      |
|------------|--------------|--------------|------------|
| EUTHANASIA | 4,342        | 4,282        | 272        |
| ADOPTION   | 1,593        | 4,766        | 95         |
| DEAD       | 0            | 4            | 0          |
| EXCHANGE   | 7            | 36           | 0          |
| INJURED    | 0            | 2            | 0          |
| RTO        | 73           | 792          | 1          |
| SPACE      | 14           | 44           | 1          |
| TIME       | 0            | 1            | 0          |
| TOO YOUNG  | 2            | 0            | 0          |
| WILDLIFE   | 0            | 0            | 39         |
|            | <b>6,031</b> | <b>9,927</b> | <b>408</b> |

# County of Los Angeles Animal Care and Control Animal Live Release and Euthanasia Rates

## Fiscal Year: 2011-2012 - Castaic

[Return to the Table of Contents](#)

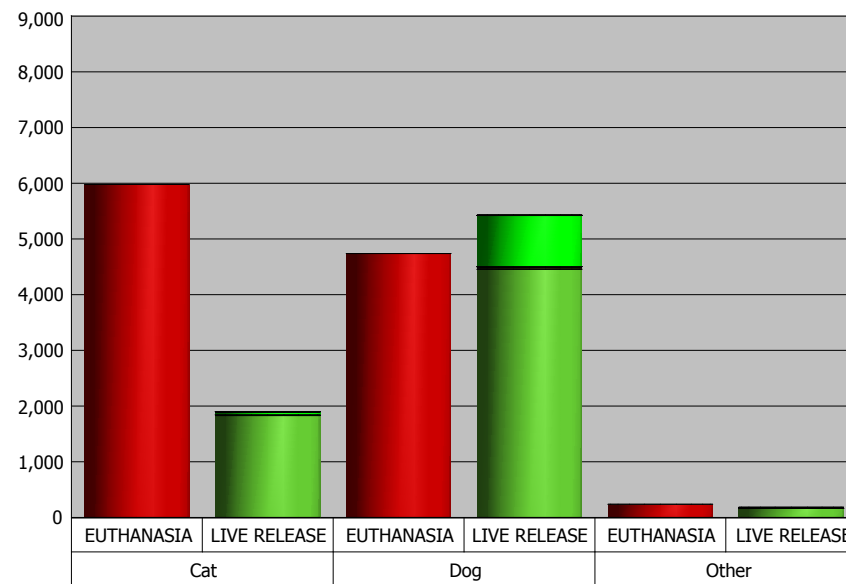
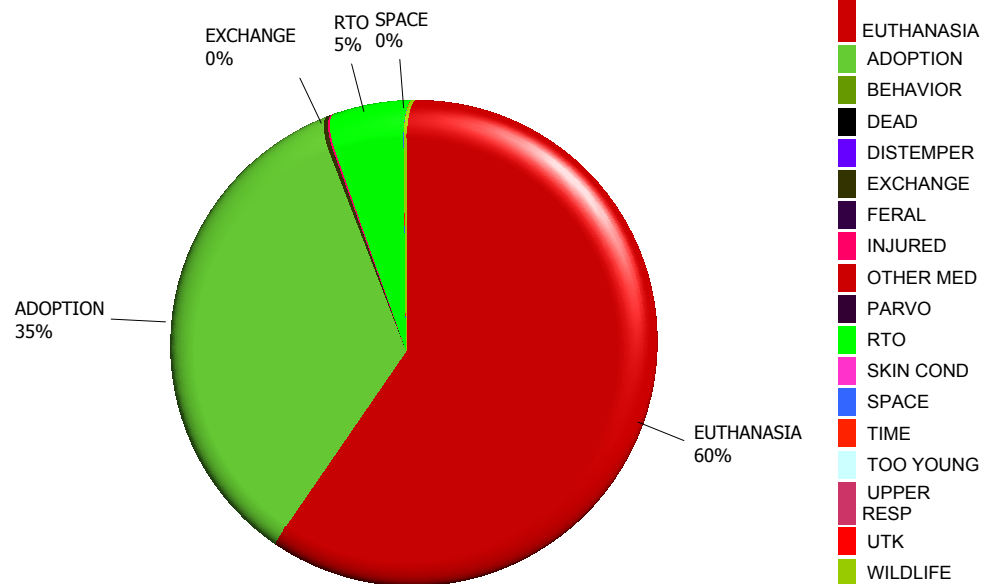


|            | Cat          | Dog          | Other      |
|------------|--------------|--------------|------------|
| EUTHANASIA | 439          | 541          | 289        |
| ADOPTION   | 690          | 1,267        | 84         |
| BEHAVIOR   | 4            | 7            | 3          |
| EXCHANGE   | 1            | 2            | 0          |
| OTHER MED  | 1            | 15           | 0          |
| RTO        | 39           | 625          | 2          |
| SKIN COND  | 3            | 1            | 0          |
| SPACE      | 3            | 2            | 0          |
| TIME       | 2            | 1            | 0          |
| UPPER RESP | 11           | 24           | 0          |
| WILDLIFE   | 0            | 0            | 144        |
|            | <b>1,193</b> | <b>2,485</b> | <b>522</b> |

# County of Los Angeles Animal Care and Control Animal Live Release and Euthanasia Rates

Fiscal Year: 2011-2012 - Downey

[Return to the Table of Contents](#)



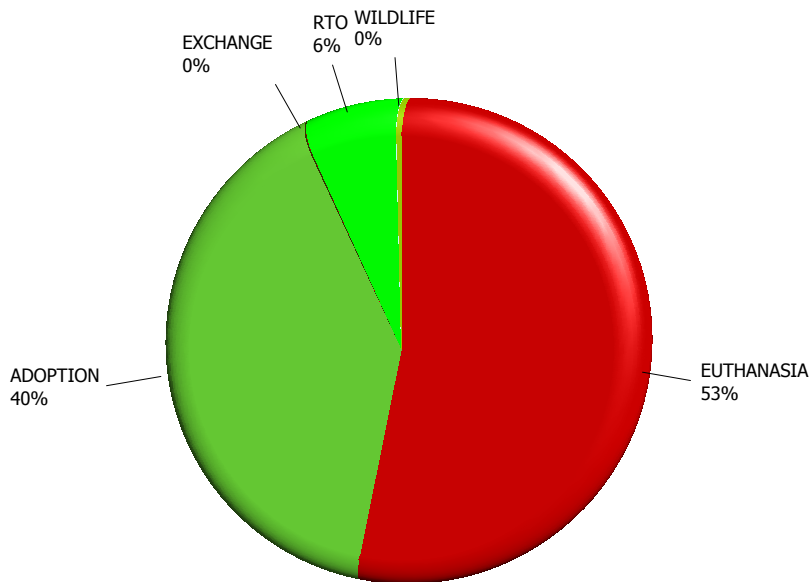
|            | Cat          | Dog           | Other      |
|------------|--------------|---------------|------------|
| EUTHANASIA | 5,978        | 4,738         | 237        |
| ADOPTION   | 1,830        | 4,457         | 164        |
| EXCHANGE   | 10           | 45            | 1          |
| FERAL      | 0            | 0             | 1          |
| INJURED    | 1            | 0             | 0          |
| RTO        | 58           | 919           | 3          |
| SPACE      | 0            | 1             | 1          |
| TIME       | 0            | 2             | 0          |
| UTK        | 0            | 1             | 0          |
| WILDLIFE   | 0            | 0             | 14         |
|            | <b>7,877</b> | <b>10,163</b> | <b>421</b> |



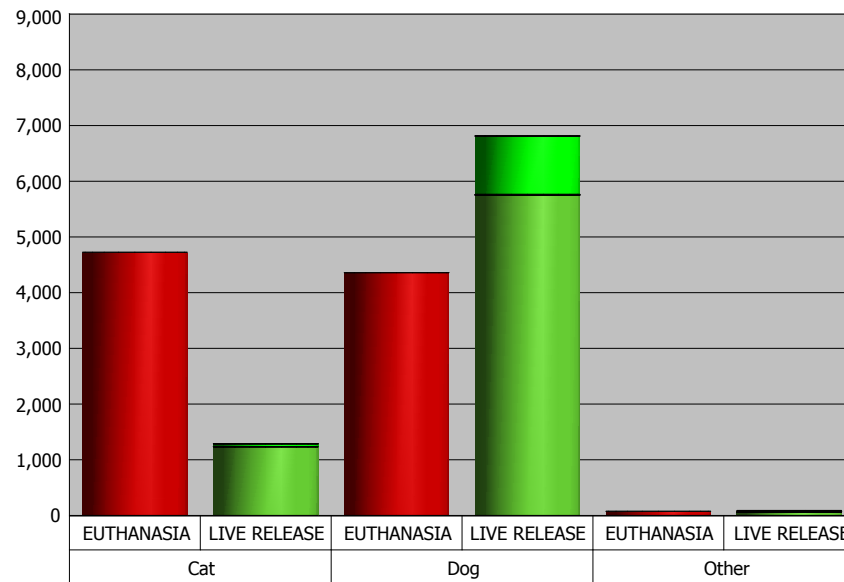
# County of Los Angeles Animal Care and Control Animal Live Release and Euthanasia Rates

Fiscal Year: 2011-2012 - Lancaster

[Return to the Table of Contents](#)



- EUTHANASIA
- ADOPTION
- BEHAVIOR
- DEAD
- DISTEMPER
- EXCHANGE
- FERAL
- INJURED
- OTHER MED
- PARVO
- RTO
- SKIN COND
- SPACE
- TIME
- TOO YOUNG
- UPPER RESP
- UTK
- WILDLIFE



|            | Cat          | Dog           | Other      |
|------------|--------------|---------------|------------|
| EUTHANASIA | 4,725        | 4,358         | 75         |
| ADOPTION   | 1,235        | 5,746         | 65         |
| EXCHANGE   | 1            | 18            | 0          |
| OTHER MED  | 0            | 1             | 0          |
| RTO        | 51           | 1,047         | 6          |
| WILDLIFE   | 0            | 0             | 19         |
|            | <b>6,012</b> | <b>11,170</b> | <b>165</b> |